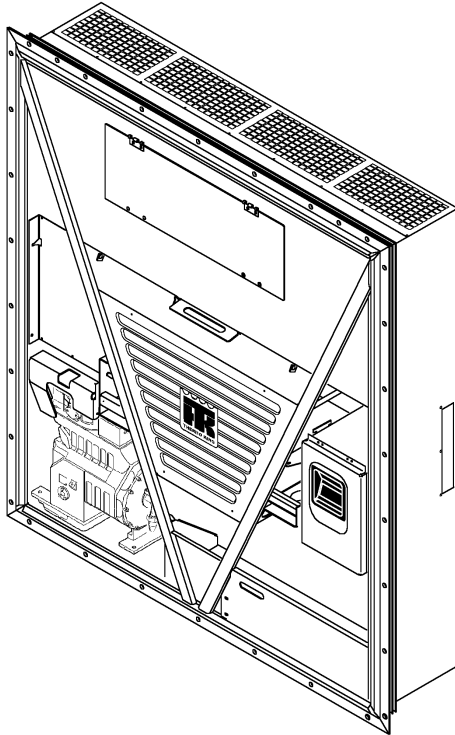


CRR 40 & 20 mP-D

TK 50193-11.53



Printed (October 19, 2006)

Copyright © 1998 - Thermo King Corp. - Minneapolis, MN U.S.A.
Electronically printed in U.S.A.

General Information

Tables of Contents

This Parts Manual contains a numerical table of contents listing each assembly name, its associated Grid number and page number. The numerical table of contents is arranged numerically by Grid number. There are references in a parts list referring to other Grid numbers, the numerical table of contents is arranged to facilitate finding the referenced illustrations. At the rear of this parts manual are two indexes, a numerical and alphabetical. The indexes contain all of the part numbers and descriptions which appear in this manual.

Assemblies and Subassemblies

When parts are indented in the description list, they are preceded with a bullet (•). This indicates that the part(s) is available separately or included in an assembly.

GRID NO. 67D6 SWITCH PANEL ASSEMBLY

REF	PART#	DESCRIPTION	QTY
	45-1239	PANEL - assy, switch	1
1	99-1960	• PANEL	1
	99-6280	• • NAMEPLATE - panel	1
2	33-743	• GASKET	1

For example: the switch panel nameplate (99-6280) is available separately, available as part of the switch panel (99-1960) and with the panel assembly (45-1239).

ABBREVIATIONS

The following abbreviations appear in parts manuals

A AC alternating current	E (continued)	O os oversized
A/R as required	evap. evaporator	od outside diameter
accum accumulator	exch exchanger	P pcb printed circuit board
adj adjusting	exp expansion	pkg package
al aluminum	ext external	ph phase
alt. alternator	F F Fahrenheit	pos positive
A or amp ampere	fill fillister	psi pounds per square inch
assy assembly	fi fuel injection	
B bd board	fl flare	R rad radiator
brg bearing	fpt female pipe thread	rcvr receiver
brkr breaker	ft feet	ref reference
brkt bracket	ftg fitting	reg regulator
C C Celsius	H hex hexagon	req required
cw clockwise	hh hexagon head	rpm revolutions per minute
ccw counter-clockwise	hd head	S sec second
cam camshaft	hp horsepower	sld solder
compr compressor	hsg housing	soc hd. socket head
cond. condenser	I id inside diameter	sol solenoid
conn. connecting, connector	in inch (2.54 centimeters)	spl special
cyl cylinder	incl includes	sq square
D def defrost	inj injection	ss stainless steel
deg degree	int internal	std. standard
dehyd. dehydrator	int th internal tooth	stl steel
dia diameter	L liq liquid	suct. suction
DC direct current	lg long	sw switch
disch discharge	M mm millimeter	T term terminal
diff differential	mpt male pipe thread	temp temperature
E EMI Extended	mod modulating	thk. thick
. Maintenance Interval	N neg negative	U us undersize
EEC European Economic Community	No. number	V vib vibrasorber
eng engine	NS not supplied	W W watt
	NSS not sold separately	w/ with
		w/o without

CRR 40 & 20 mP-D

Contents

Name	Grid	Page
CRR 40 & 20 mP-D REFERENCE SHEET	4U53	5
DEUTSCH IN-LINE CONNECTORS	112D9	59
WEATHER PACK CONNECTORS	115D14	57
CONDENSER FAN GROUP	143D3	9
EVAPORATOR FAN GROUP	143D4	13
AIR VENT (40 FT CONTAINERS)	143D7	101
EVAPORATOR PANELS (UNITS w/ 3 EVAP FANS)	143D9	117
DEFROST DRAIN	143D10	123
CONDENSER COMPONENTS (2 EVAPORATOR FANS w/ HEATER DOOR)	145D8	105
POWER MODULE CIRCUIT BOARD (CRR)	145F1	53
MAIN & SENSOR HARNESS	146D9	55
REFRIGERATION COMPONENTS	146F1	19
COMPRESSOR GROUP	146F2	27
ELECTRICAL COMPONENTS	146F3	43
HIGH VOLTAGE TRAY	146F5	49
CONTROL BOX DOOR	146F6	51
NAMEPLATES	146F7	125
CONTROL BOX	146F8	47
COMPOUND GAUGE R134a (OPTION 098022)	147A2	33
RECORDING THERMOMETER (OPTION 098025)	147A4	67
SIMPSON LEAD (OPTION 098027)	147A5	79
BATTERY CHARGER GROUP (OPTION 098029)	147A6	83
TRANSFRESH GROUP (OPTION 098021)	147A7	85
RECORDING THERMOMETER - 31 DAY FAHRENHEIT	147B2	71
SENSOR RETAINERS	147B3	113
RECORDING THERMOMETER (OPTION 098026 & 098030)	147B8	73
RECORDING THERMOMETER (OPTION 098026)	147B9	77
REMOTE MONITOR (OPTION 098039)	147G14	81
TRANSFRESH GROUP (OPTION 098038)	148A14	87
TRANSFORMER GROUP (098024, 098040, 098041, 098043, 098071, 098123, 098128)	148G2	91
RMM MODEM (OPTION 098052)	148G3	93
HUMIDITY COMPONENTS (OPTION 098100)	149A14	99
HIGH VOLTAGE TRAY - HUMIDITY (OPTION 098036)	149B1	95
WATER COOLED CONDENSER - FRESH WATER (OPTION 098056)	150A10	37
NAMEPLATES - LANGUAGE (OPTION 098075)	151A4	127
KVQ VALVE	151A5	31
AIR VENT (20 FT CONTAINERS)	151A6	103
REDUNDANT SENSORS (OPTION 098080)	152A1	115
EVAPORATOR GROUP (TWO FANS)	152C1	15
EVAPORATOR PANELS (UNITS w/ 2 EVAP FANS)	152C5	121
TRANSFRESH GROUP (OPTION 098103)	152F7	89
CONDENSER FAN GROUP	157G2	11
EVAPORATOR GROUP (TWO FANS & SEPARATE HARNESSES)	157G3	17
COMPRESSOR GROUP (UNITS w/o SUCTION VALVE)	157G4	29
GAUGE GROUP (089028)	157G5	35
REFRIGERATION COMPONENTS (UNITS w/o SUCTION VALVE)	157G6	23
HUMIDITY CONTROL (OPTIONS 098104, 098137 & 098188)	157G7	41

CRR 40 & 20 mP-D

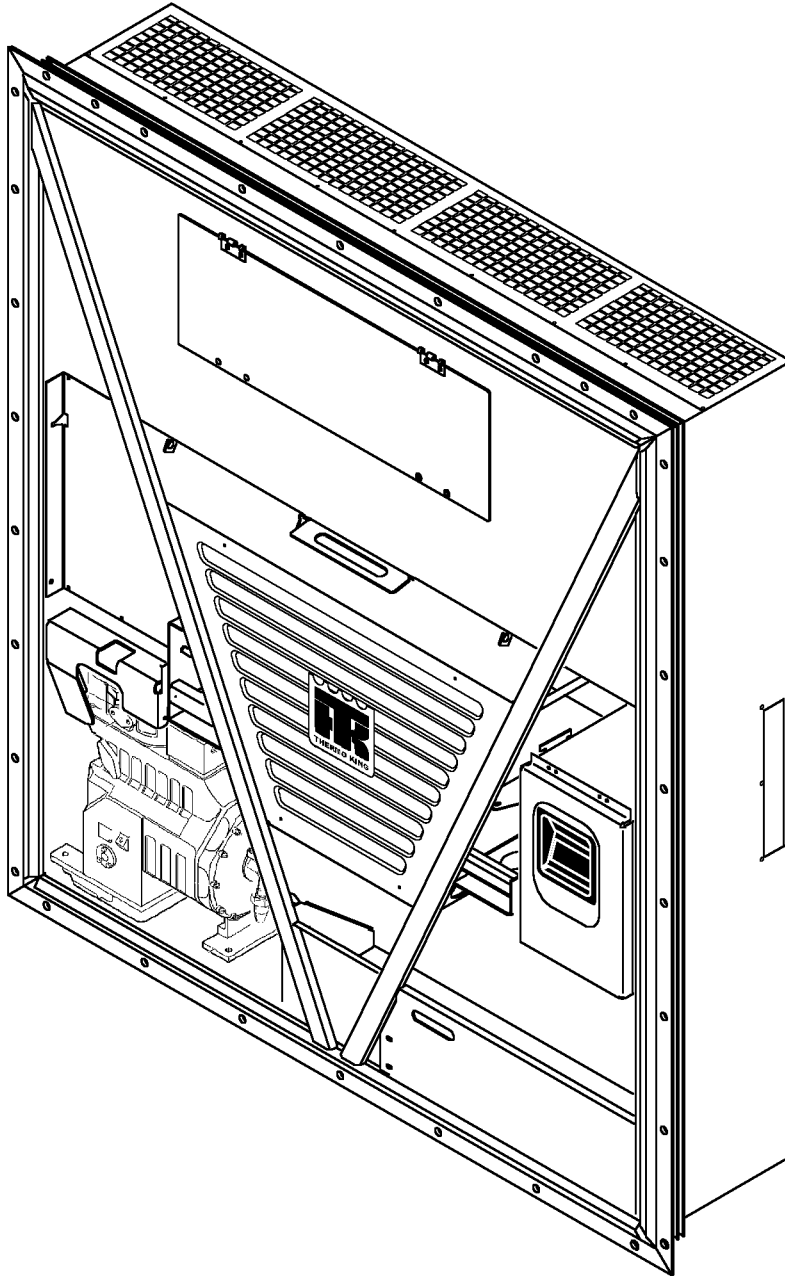
Contents

Name	Grid	Page
ELECTRICAL COMPONENTS (2 FAN SYSTEM)	157G8.....	.45
WATER COOLED CONDENSER (098128)	157G9.....	.39
CONDENSER COMPONENTS (UNITS w/ 2 EVAP FANS)	157H1.....	.109
AMP CONNECTORS	169E1.....	.63
MULTI-PACK CONNECTORS	169E2.....	.65

CRR 40 & 20 mP-D

Contents

Name	Grid	Page
------	------	------





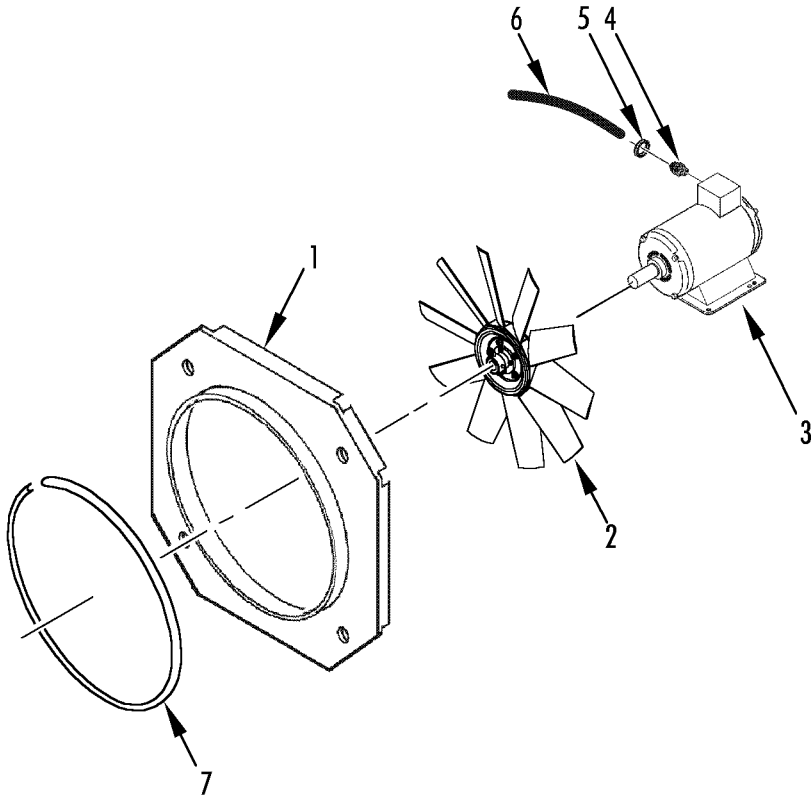
B/M	DESCRIPTION	Date
CRR-40-100	CRR40-100	6/98
CRR-40-101	CRR40-101	6/98
916107	CRR40-103	6/98
CRR-40-103	CRR40-103	6/98
CRR-40-104	CRR40-104	6/98
CRR-40-106	CRR40-106	1/99
CRR-40-107	CRR40-107	6/98
CRR-40-110	CRR40-110	9/98
CRR-40-111	CRR40-111	6/98
CRR-40-112	CRR40-112	7/98
CRR-40-114	CRR40-114	6/98
CRR-40-116	CRR40-116	8/98
CRR-40-123	CRR40-123	1/99
CRR-20-125	CRR20-125	11/98
CRR-40-126	CRR40SL-126	11/98
CRR-40-128	CRR40-128	11/98
CRR-40-130	CRR40SL-130	1/99
CRR-40-138	CRR40-138	5/99
CRR-40-141	CRR40-141	2/00
916141	CRR40-141	2/00
CRR-40-147	CRR40-147	2/00
916147	CRR40-147	2/00



B/M	DESCRIPTION	Date
CRR-40-148	CRR40-148	2/00
916148	CRR40-148	2/00
CRR-40-149	CRR40-149	2/00
916149	CRR40-149	2/00
CRR-40-793	CRR40-793	5/98
098015	CRR40 mP-D	2/00
098020	CRR40	3/98
098021	Transfresh	3/98
098022	R134a Compound Gauge	3/98
098024	APL Transformer	3/98
098025	31 Day Partlow Recording Thermometer	3/98
098026	Recording Thermometer	2/00
098027	Simpson Lead	3/98
098028	Gauge	2/00
098029	Battery/Charger	3/98
098031	Cannon Bayonet	3/98
098032	Cannon Threaded	3/98
098037	Sensor - Dehumidifier	5/98
098038	Transfresh	4/98
098039	Remote Monitor	4/98
098041	Transformer	11/98
098042	Fan	3/98
098052	RMM Modem	6/98
098056	Water Cooled Condenser - Fresh Water	9/98
098061	Power Cable - MIPCO	1/99
098062	Humidity Option	8/98
098067	Power Cable	5/98
098070	Cable	5/98
098071	Transformer - Triton	6/98
098072	Purge Port for Transfresh	6/98
098073	Gauges	11/98
098074	C/Atmosphere	1/99
098075	Nameplate - Korean	9/98

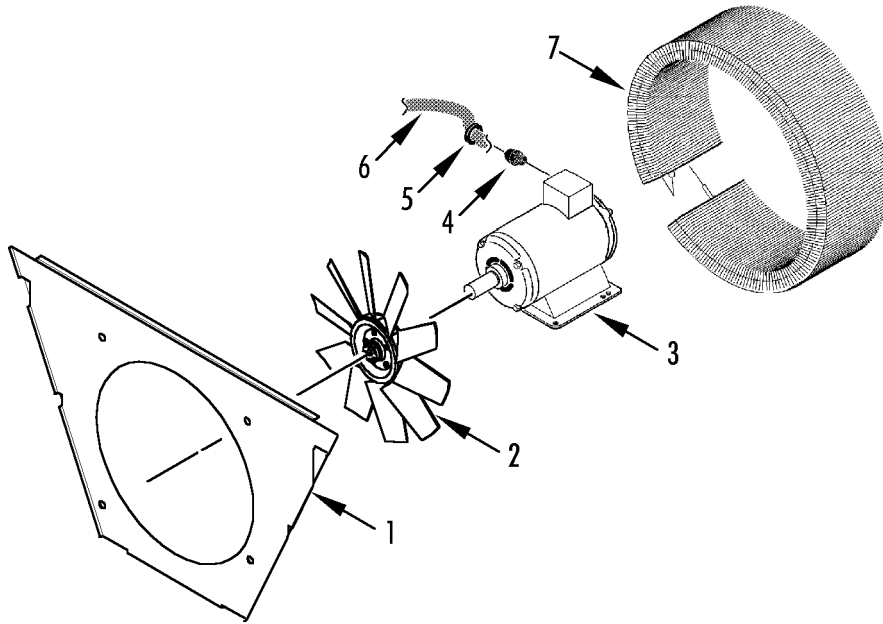


B/M	DESCRIPTION	Date
098076	Door w/ Latch	11/98
098078	USDA Sensor	8/98
098080	Redundant Sensors	1/99
098081	Suction Valve	11/98
098089	Nameplate - Spanish	11/98
098090	Nameplate - Simpson	11/98
098104	Humidity	2/00
098111	Humidity	2/00
098123	Transformer	2/00
098128	Water Cooled Condenser	2/00
098134	Controlled Atmosphere	2/00
098137	Dehumidity	2/00
098138	Transfresh	2/00



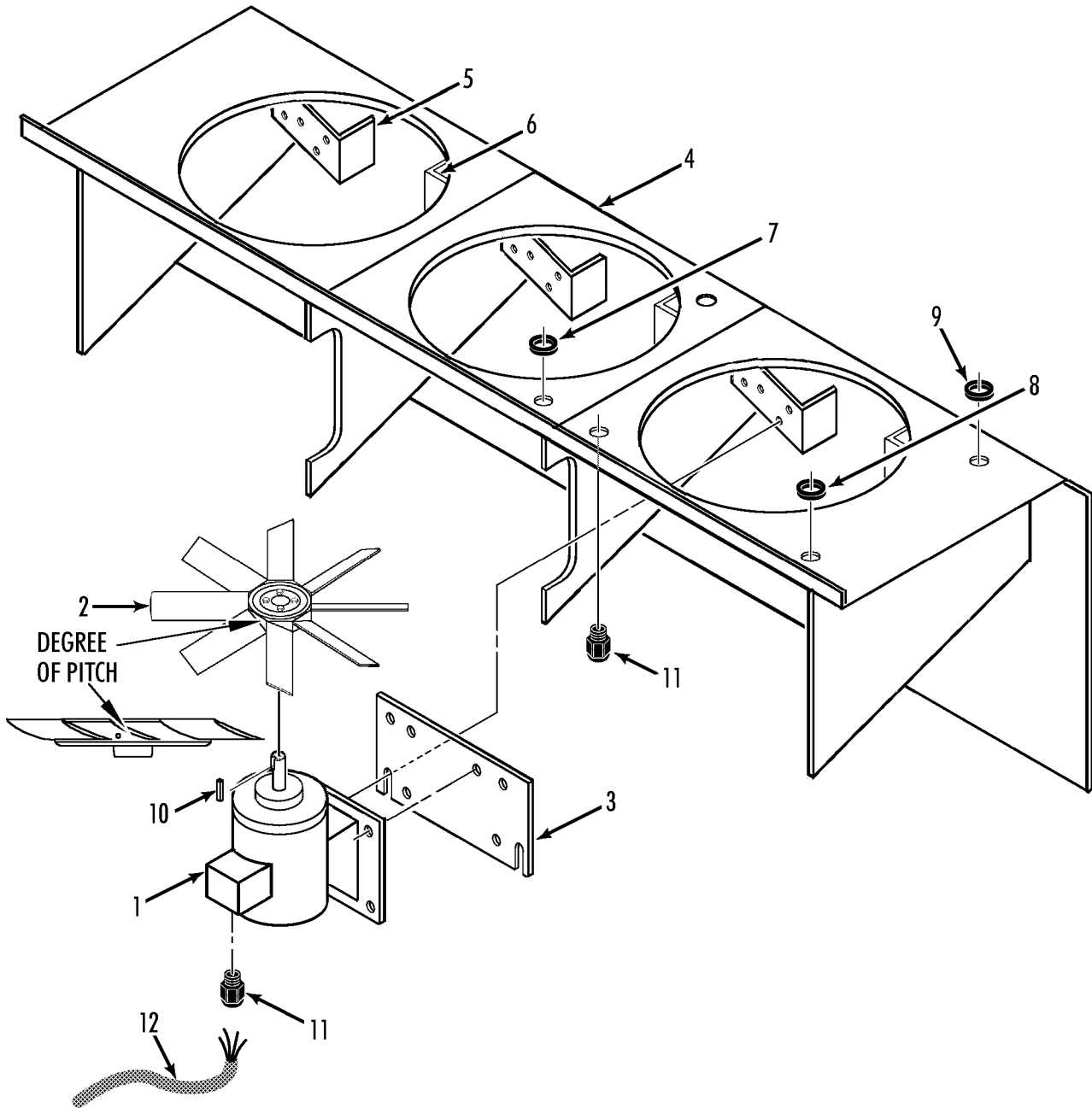


REF	PART#	DESCRIPTION	QTY
1	98-5925	ORIFICE - condenser fan	1
	503-120	GASKET	1
	55-7035	SCREW - guard	4
	55-8904	FLATWASHER (8.4 mm id)	10
	55-8893	FLATWASHER (6.4 mm id)	8
	55-9054	WASHER (nylon)	7
	55-9380	NUT (M8)	4
2	78-1167	FAN - condenser	1
3	104-677	MOTOR - condenser fan	1
	55-6993	SCREW - motor	4
	55-6988	FLATWASHER	8
	55-7342	LOCKWASHER	4
	55-9380	NUT	4
4	55-8907	GRIP - cable	1
	55-8908	LOCKNUT	1
5	33-367	GROMMET	1
6	41-2953	HARNESS - condenser fan	1
7	33-3043	EXTRUSION (6.26 ft)	1



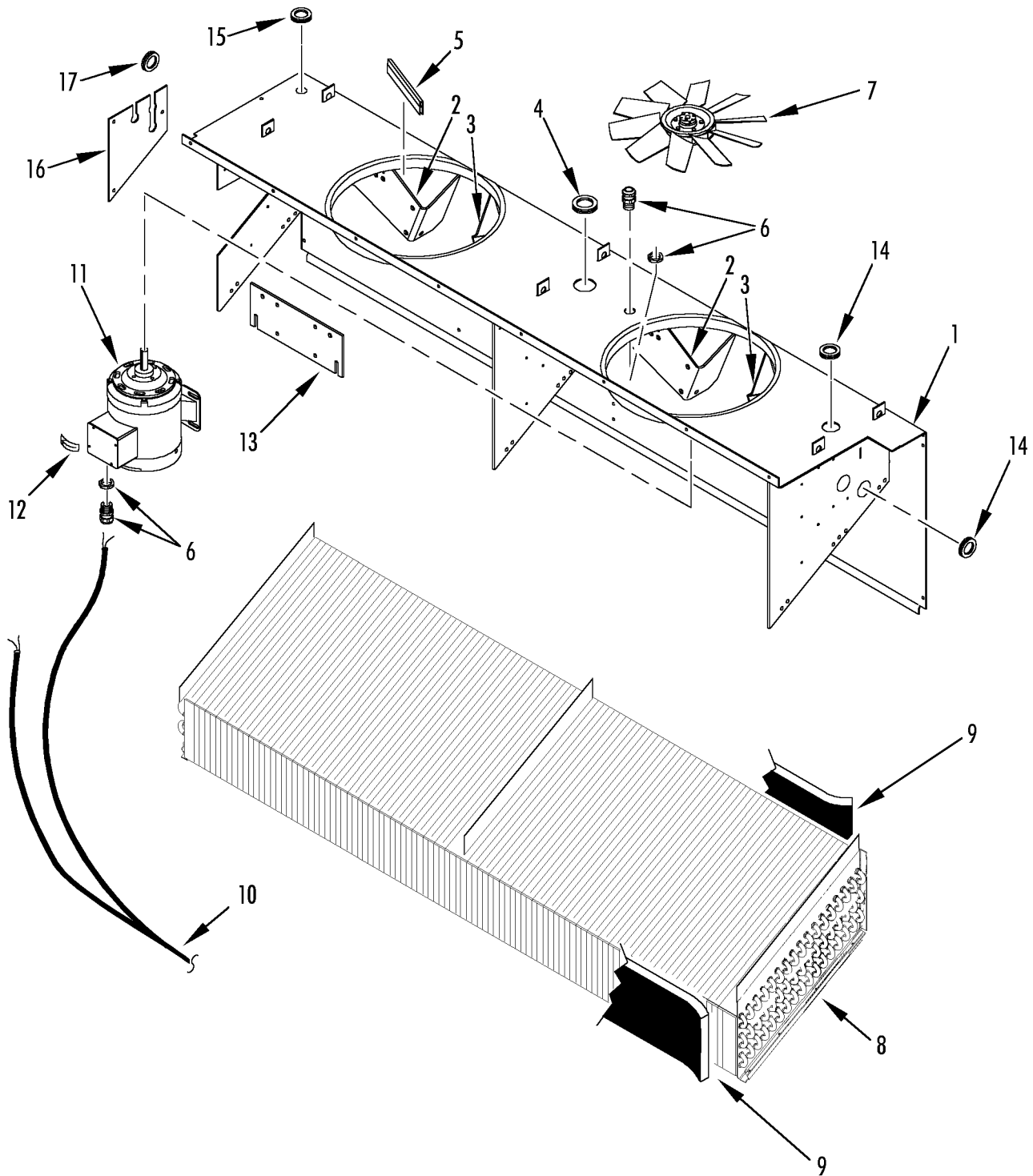


REF	PART#	DESCRIPTION	QTY
1	91-9912	ORIFICE - condenser fan	1
	55-7035	SCREW - orifice	4
	55-3045	WASHER - dome	4
	55-6997	NUT - captive	4
2	78-1173	FAN - condenser	1
3	104-689	MOTOR - condenser fan	1
	55-6993	SCREW - motor	4
	55-6988	FLATWASHER	8
	55-7342	LOCKWASHER	4
	55-9380	NUT	4
4	55-5900	GRIP - cable	1
	55-8908	LOCKNUT	1
5	33-367	GROMMET	1
6	41-3116	HARNESS - condenser fan	1
7	60-285	COIL - condenser	1
	99-5966	STRIP - gasket (15 x 15 mm)	A/R
	33-2950	GASKET (10 x 15 mm)	A/R
	55-8910	SCREW - coil	7
	55-6995	FLATWASHER	7
	55-9054	WASHER (nylon)	7



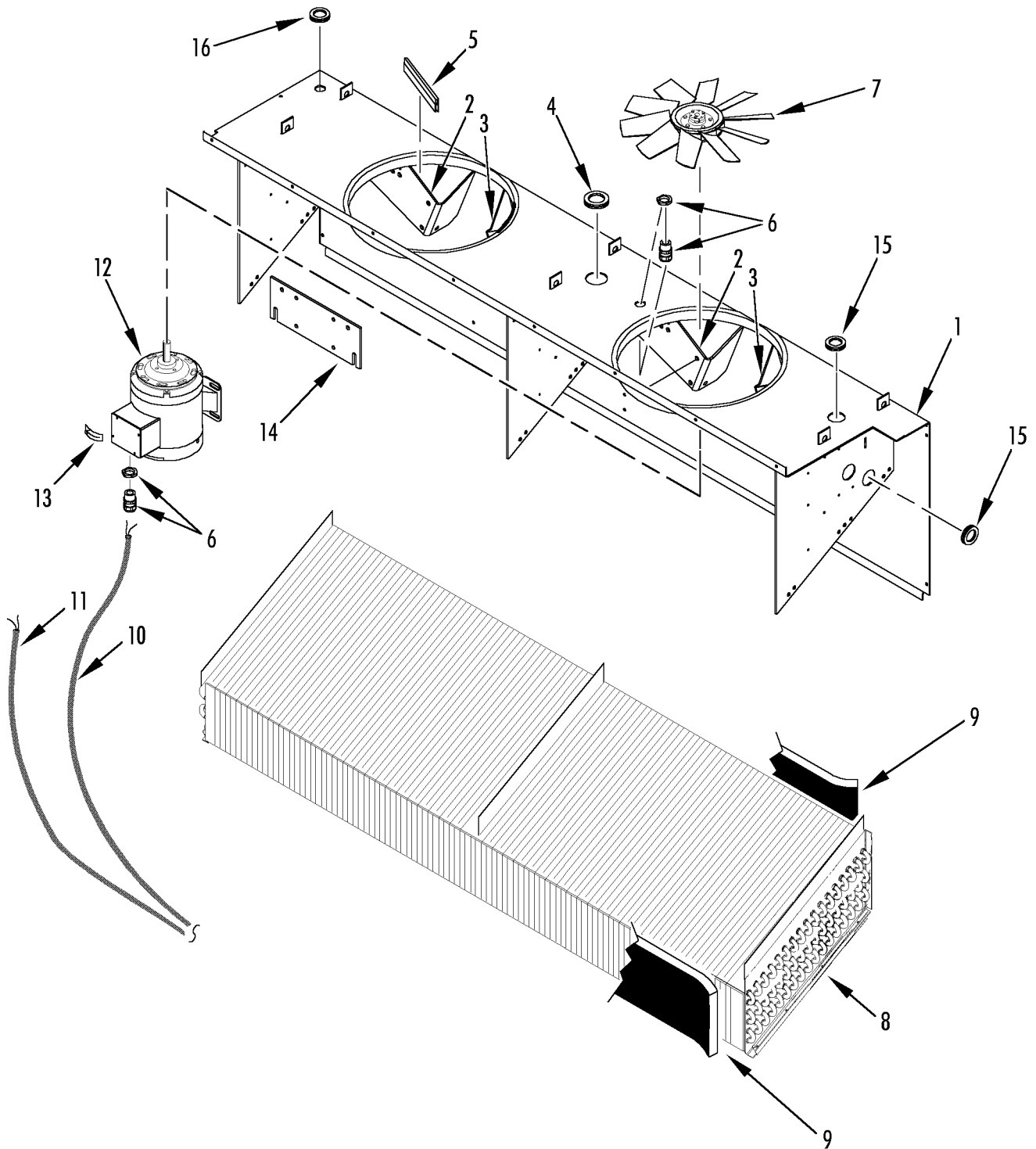


REF	PART#	DESCRIPTION	QTY
1	104-691	MOTOR - evaporator fan	3
	77-1498	• BEARING - shaft end	1
	77-1401	• BEARING - opposite end	1
	44-8340	TERMINAL	20
	55-8903	SCREW - motor (22 mm)	12
	55-6993	SCREW - motor (25 mm)	12
	55-8904	FLATWASHER	12
	55-7066	LOCKWASHER	15
	55-9380	NUT	12
	55-7341	INSERT - threaded	12
	99-4931	NAMEPLATE - arrow	1
2	78-1078	FAN - evaporator (19 deg pitch, 355 mm dia)	3
	508-165	FAN - evaporator (22 deg pitch, option, 355 mm dia)	3
	78-1101	FAN - evaporator (CRR 40SL, 25 deg pitch, 312 mm dia)	3
	78-1196	FAN - evaporator (CRR 20SL, 270 mm dia)	3
3	91-8466	BRACKET - motor	3
	55-8903	SCREW - bracket	12
	55-6988	FLATWASHER	21
4	98-5403	BRACKET - motor mount	1
	55-8891	SCREW - bracket	17
5	92-2209	• BRACKET - motor	3
6	92-2208	• BRACKET - motor	3
7	33-3215	GROMMET (47 mm)	1
8	33-2946	GROMMET (37 mm)	5
9	33-3838	GROMMET (22 mm)	1
10	55-2324	KEY - fan	3
11	55-8907	CONNECTOR - harness	4
	55-8908	LOCKNUT	4
12	41-3112	HARNESS - fan motor	1
	44-8340	TERMINAL - motor	20





REF	PART#	DESCRIPTION	QTY
1	98-5475	HOUSING - evaporator (CRR 119)	1
	98-5918	HOUSING - evaporator (800 & 800A)	1
	98-5919	HOUSING - evaporator (800B)	1
	98-5768	HOUSING - evaporator (CRR 40-300)	1
	98-6213	HOUSING - evaporator (CRR 40-303 & 800D)	1
	98-6657	HOUSING - evaporator (800E & CRR40)	1
2	92-2331	• BRACKET - left	2
	92-2779	• BRACKET - left (800E & CRR40)	2
3	92-2332	• BRACKET - right	2
	55-9162	RIVET - shroud	10
4	33-3215	GROMMET (47 mm)	1
5	33-3044	TRIM - edge guard	A/R
6	55-5900	CONNECTOR - harness & sensor	3
7	78-1117	FAN - evaporator (14 in, 355 mm dia)	2
8	67-1558	COIL - evaporator	1
	67-1923	COIL - evaporator (800E & CRR40)	1
	55-8891	SCREW - coil	9
	55-9217	CAP - tube	3
9	91-9328	BLOCK - coil	2
10	41-3277	HARNESS - fan & heater (800 & 800A)	1
	41-3685	HARNESS - fan (CRR 40-300, units w/o heater door)	1
	41-4018	HARNESS - evap fan (800B & CRR40)	1
11	104-691	MOTOR - fan	2
	77-1498	• BEARING - shaft end	1
	77-1401	• BEARING - opposite end	1
	55-6993	SCREW - motor	8
	55-7066	LOCKWASHER (external tooth)	2
	55-7342	LOCKWASHER	6
	55-7085	FLATWASHER	8
12	99-4931	NAMEPLATE - arrow	1
13	91-8466	BRACKET - motor	2
	55-8903	SCREW - bracket	8
	55-8904	FLATWASHER	16
	55-7342	LOCKWASHER	8
	55-7339	NUT	8
14	33-2946	GROMMET (37 mm)	5
15	33-3838	GROMMET (22 mm)	2
16	92-2775	COVER - tube	1
	55-7172	SCREW - cover	3
	55-7075	FLATWASHER	3
17	33-367	GROMMET (0.625 id)	3

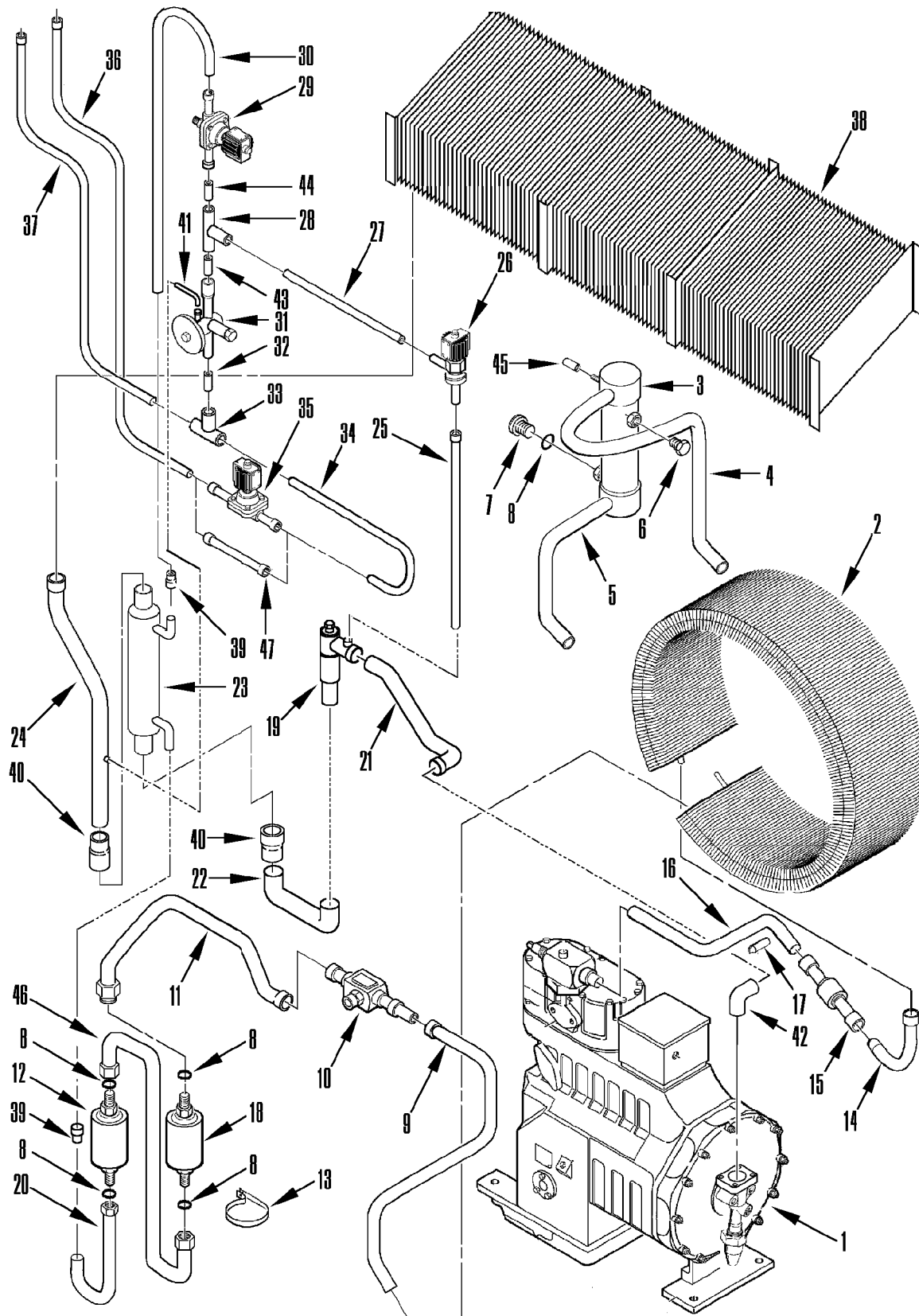


**EVAPORATOR GROUP (TWO FANS & SEPARATE
HARNESSES)**



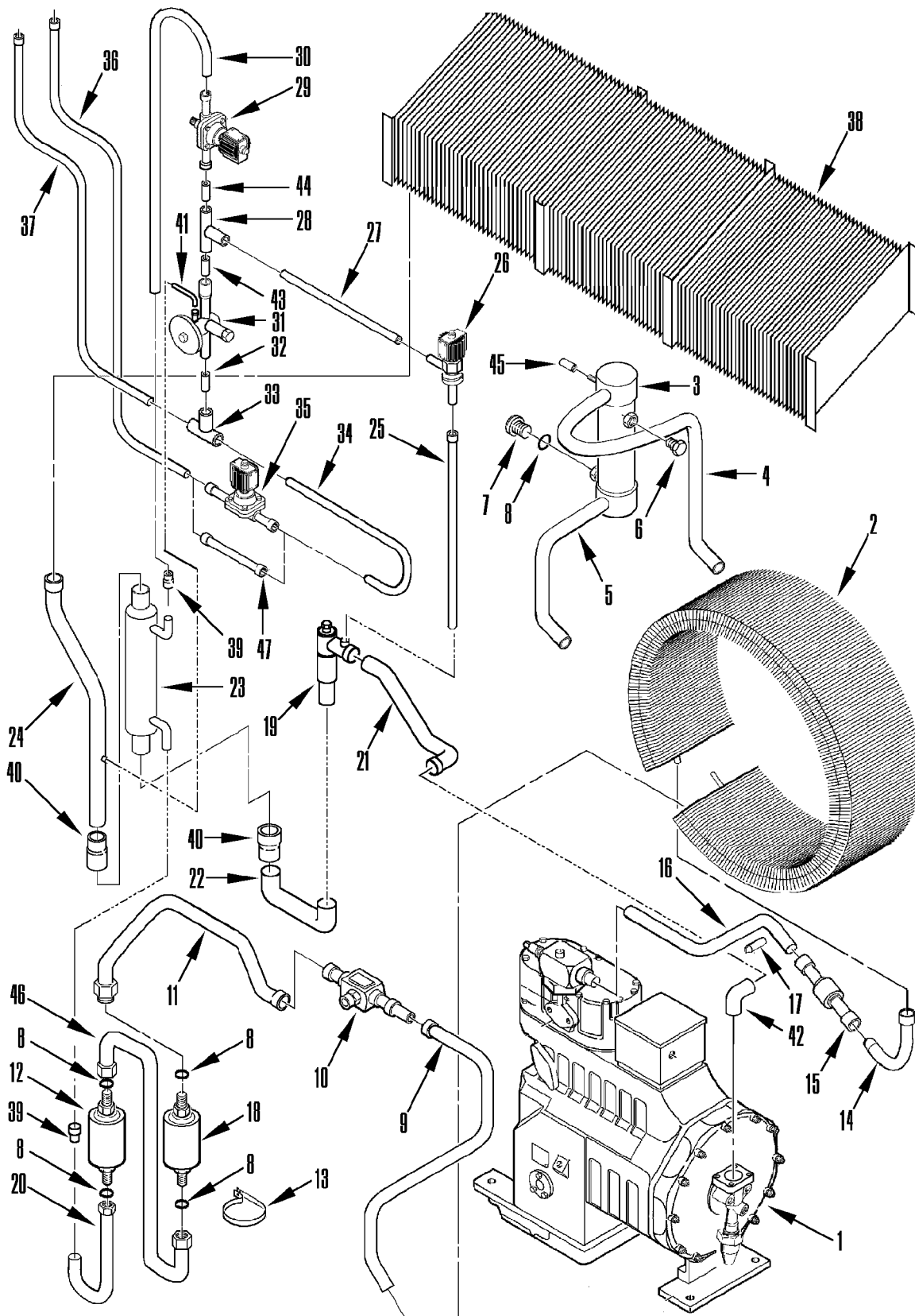
157G3

REF	PART#	DESCRIPTION	QTY
1	98-5475	SHROUD - evaporator	1
2	92-2331	• BRACKET - left	2
3	92-2332	• BRACKET - right	2
	55-9162	RIVET - shroud	10
4	33-3215	GROMMET (47 mm)	1
5	33-3044	TRIM - edge guard	A/R
6	55-8907	CONNECTOR - harness & sensor	3
	55-8908	NUT	3
7	78-1117	FAN - evaporator (25 deg)	2
8	67-1558	COIL - evaporator	1
	55-8891	SCREW - coil	9
	55-9217	CAP - screw	3
9	91-9328	BLOCK - coil	2
10	41-3113	HARNESS - evap fan (#1)	1
11	41-3114	HARNESS - evap fan (#2)	1
12	104-691	MOTOR - fan	2
	55-6993	SCREW - motor	8
	55-7066	LOCKWASHER (external tooth)	2
	55-7342	LOCKWASHER	6
	55-7085	FLATWASHER	8
13	99-4931	NAMEPLATE - arrow	1
14	91-8466	BRACKET - motor	2
	55-8903	SCREW - bracket	8
	55-8904	FLATWASHER	16
	55-7342	LOCKWASHER	8
	55-7339	NUT	8
15	33-2946	GROMMET (37 mm)	4
16	33-3838	GROMMET (22 mm)	1



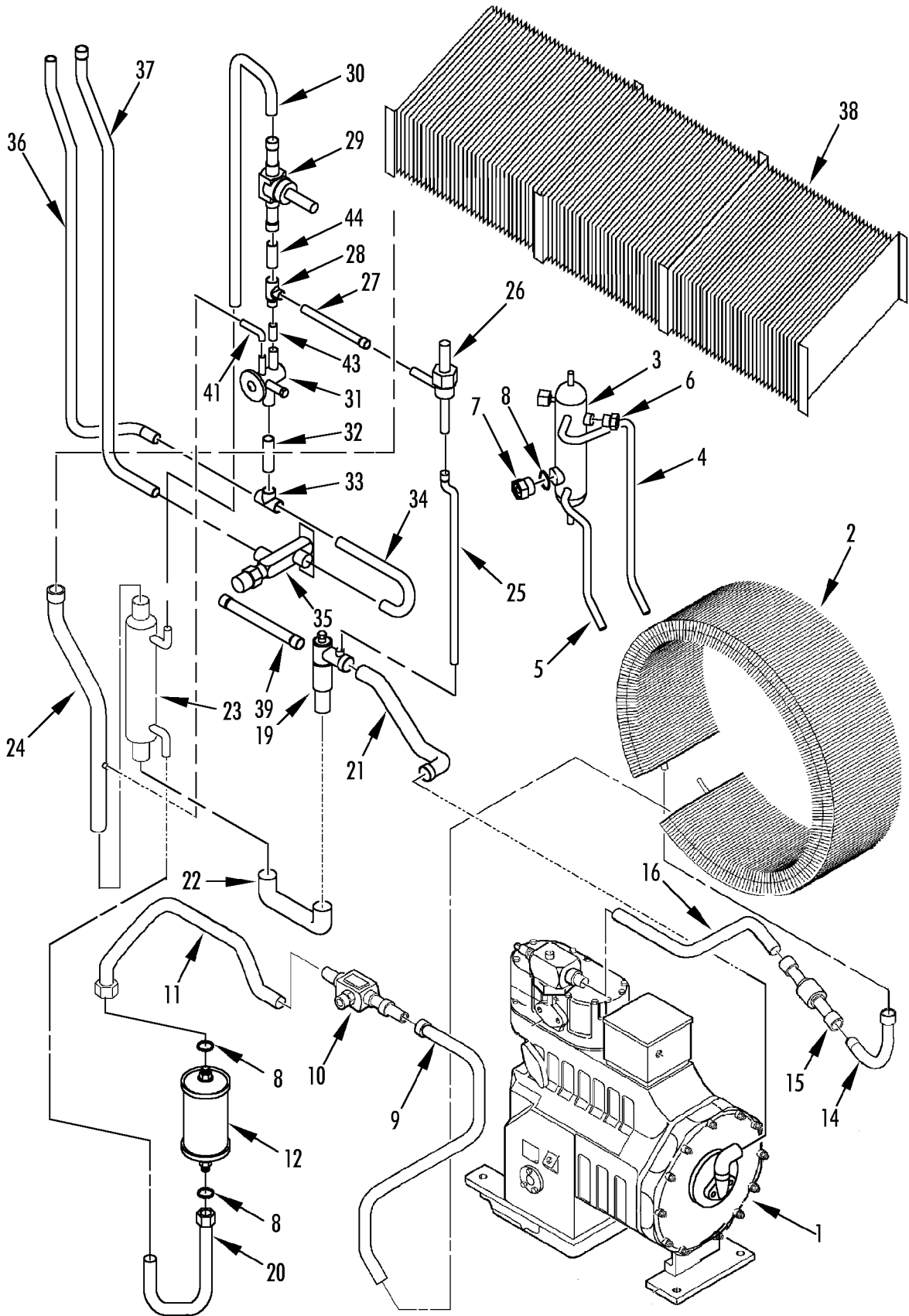



REF	PART#	DESCRIPTION	QTY
1	8102-743	COMPRESSOR (see 145D10)	1
2	60-285	COIL - condenser	1
3	67-1517	TANK - receiver	1
4	66-9081	TUBE - condenser to receiver	1
5	66-9082	TUBE - receiver to condenser	1
6	506-364	PLUG - fusible	1
7	66-8811	SIGHT GLASS	1
	505-606	WASHER (nylon)	4
	509-1635	BRACKET - sight glass	1
	55-8891	SCREW - bracket	2
8	33-3007	GASKET	5
9	506-375	TUBE - condenser to indicator	1
10	66-9125	VALVE - shutoff	1
	55-7843	SCREW - valve	2
	505-603	WASHER	2
11	506-374	TUBE - indicator to drier	1
12	66-8767	DEHYDRATOR	1
	91-8620	LABEL - dehydrator	1
13	55-8938	CLAMP - dehydrator	1
	55-8891	SCREW - bracket	2
14	506-369	TUBE - discharge	1
15	66-8467	VALVE - check	1
16	506-370	TUBE - discharge	1
17	504-1418	PIPE - temperature	1
18	66-8473	FILTER	1
19	66-9163	KVQ - actuator (see 146E6)	1
20	66-9073	TUBE - heat exchanger to dehydrator	1
	55-8951	• SHOULDER (o-ring seal)	1
	55-8950	• NUT - shoulder	1
21	66-9071	TUBE - KVQ to compressor	1
22	61-726	TUBE - exchanger to KVQ	1
23	66-8849	HEAT EXCHANGER (CRR 40)	1
	506-272	HEAT EXCHANGER (CRR 20)	1
24	66-9069	TUBE - evaporator to exchanger	1
25	61-727	TUBE - solenoid to KVQ	1
26	66-9168	VALVE - solenoid (pulse)	1
27	66-9214	TUBE - valve to tee	1
28	55-6218	TEE	1
29	66-9167	VALVE - solenoid (normally closed)	1
	41-3301	• COIL	1
	504-977	KIT - repair (Danfoss, normally closed, no stem)	1
30	66-9085	TUBE - valve to exchanger	1



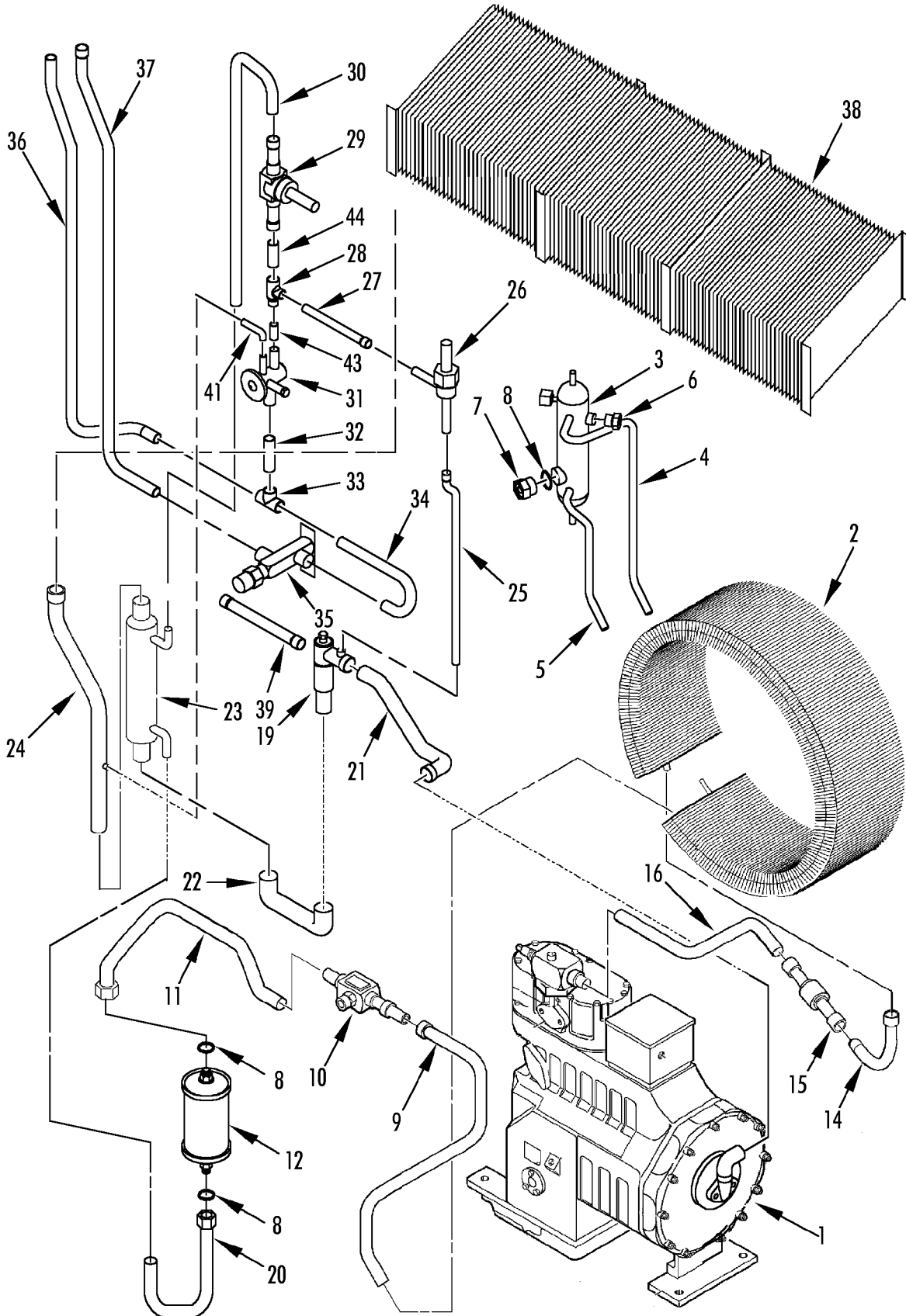


REF	PART#	DESCRIPTION	QTY
31	66-9900	VALVE - expansion	1
32	66-9165	TUBE - valve to tee	1
33	55-2296	TEE	1
34	66-9166	TUBE - tee to valve	1
35	66-9032	VALVE - solenoid (dehumidifier option)	1
	41-2399	COIL - liquid line valve	1
36	66-9084	TUBE - valve to coil	1
37	66-9087	TUBE - tee to coil	1
38	67-1532	COIL - evaporator (CRR 40)	1
	67-1614	COIL - evaporator (CRR 20)	1
39	55-2299	REDUCER	2
40	66-9285	REDUCER	2
41	66-9075	TUBE - equalizer	1
42	66-9072	ELBOW	1
43	66-9164	TUBE - tee to valve	1
44	66-9210	TUBE	1
45	66-6610	ADAPTER - service	1
46	66-9148	TUBE - filter to dehydrator	1
	55-8951	• SHOULDER (o-ring seal)	1
	55-8950	• NUT - o-ring	1
47	66-9062	TUBE - valve replacement	1





REF	PART#	DESCRIPTION	QTY
1	8102-743	COMPRESSOR (CRR 40, see 154E10)	1
2	60-285	COIL - condenser	1
	33-2949	GASKET - coil	A/R
	55-8910	SCREW - coil	7
	55-6995	FLATWASHER	7
	55-9054	WASHER (nylon)	7
3	67-1651	TANK - receiver	1
4	66-9893	TUBE - condenser to receiver	1
5	66-9894	TUBE - receiver to condenser	1
6	506-364	PLUG - fusible	1
7	66-8811	SIGHT GLASS	1
8	33-3007	GASKET	5
9	61-152	TUBE - condenser to indicator	1
10	61-151	VALVE - shutoff	1
	509-1635	BRACKET - valve	1
	55-7843	SCREW - valve	2
	505-603	WASHER	2
11	61-152	TUBE - valve to dehydrator	1
12	66-9307	DEHYDRATOR	1
	55-4390	HANGER - dehydrator	1
	91-8620	LABEL - dehydrator	1
13	55-8938	CLAMP - dehydrator	1
	55-8891	SCREW - bracket	2
14	506-369	TUBE - discharge	1
15	66-8467	VALVE - check	1
16	506-370	TUBE - discharge	1
17	Not Used		
18	Not Used		
19	66-9163	KVQ - actuator (see 151A5)	1
20	61-145	TUBE - heat exchanger to dehydrator	1
	55-8951	• SHOULDER - seal	1
	55-8950	• NUT - shoulder	1
21	66-9071	TUBE - KVQ to compressor	1
22	61-726	TUBE - exchanger to KVQ	1
23	67-1650	HEAT EXCHANGER	1
24	61-143	TUBE - evaporator to exchanger	1
25	61-144	TUBE - solenoid to KVQ	1
26	66-9866	VALVE - solenoid (pulse, Alco)	1
	41-3301	COIL - only	1
27	61-150	TUBE - valve to tee	1
28	55-6218	TEE	1
29	61-149	VALVE - solenoid	1

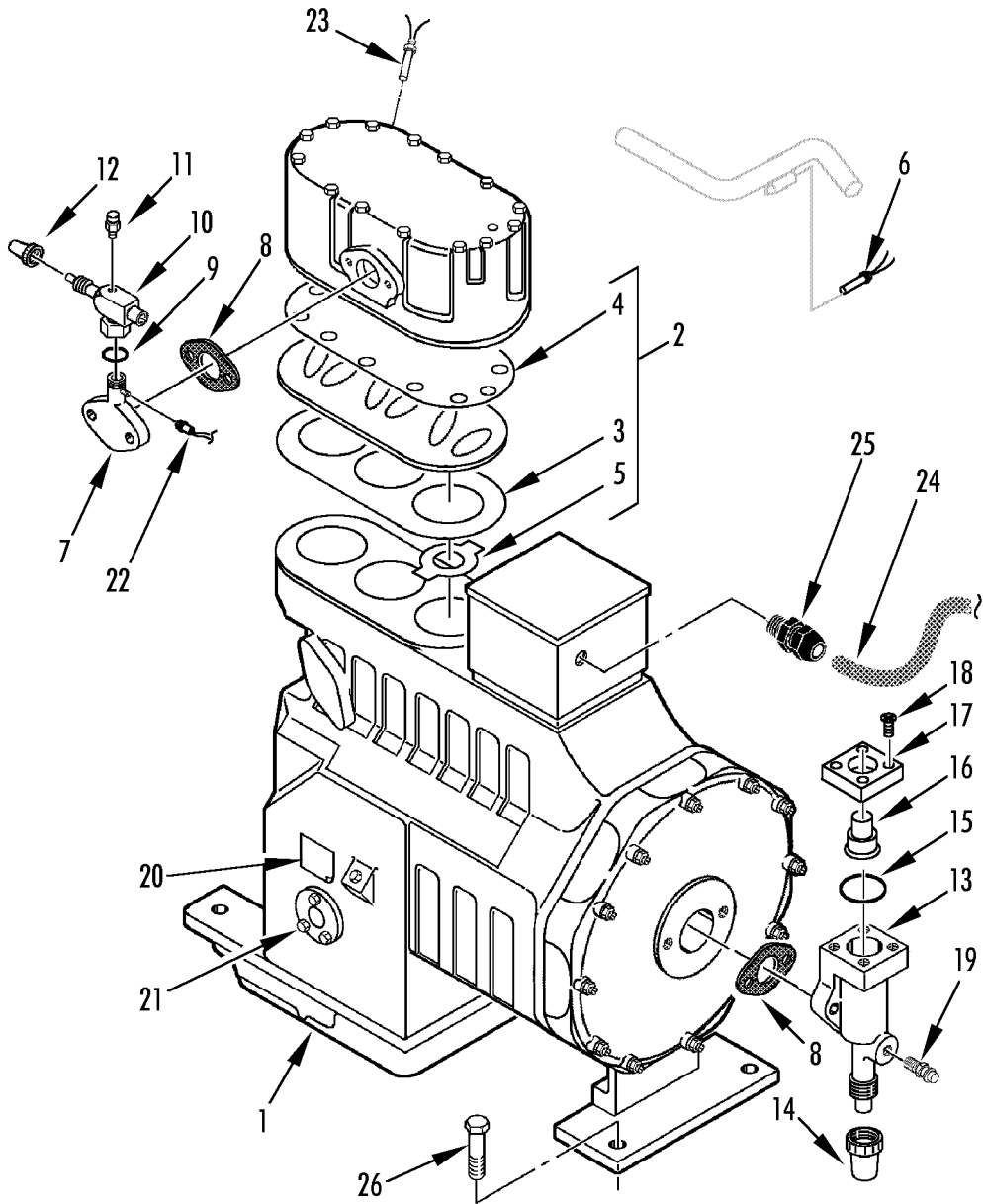


**REFRIGERATION COMPONENTS (UNITS w/o
SUCTION VALVE)**



157G6

REF	PART#	DESCRIPTION	QTY
	41-3301	COIL	1
30	61-148	TUBE - valve to exchanger	1
31	66-9900	VALVE - expansion	1
32	66-9035	TUBE - valve to tee	1
33	55-2296	TEE	1
34	66-9868	TUBE - tee to valve	1
35	41-3303	VALVE - solenoid (dehumidifier, option 098104)	1
	41-3301	COIL - valve	1
36	61-146	TUBE - valve to coil	1
37	61-147	TUBE - tee to coil	1
38	67-1558	COIL - evaporator (units w/ 2 evap fans, see 152C1)	1
39	66-9062	TUBE - valve replacement	1
40	Not Used		
41	66-9075	TUBE - equalizer	1
42	Not Used		
43	66-9164	TUBE - tee to valve	1
44	66-9210	TUBE	1

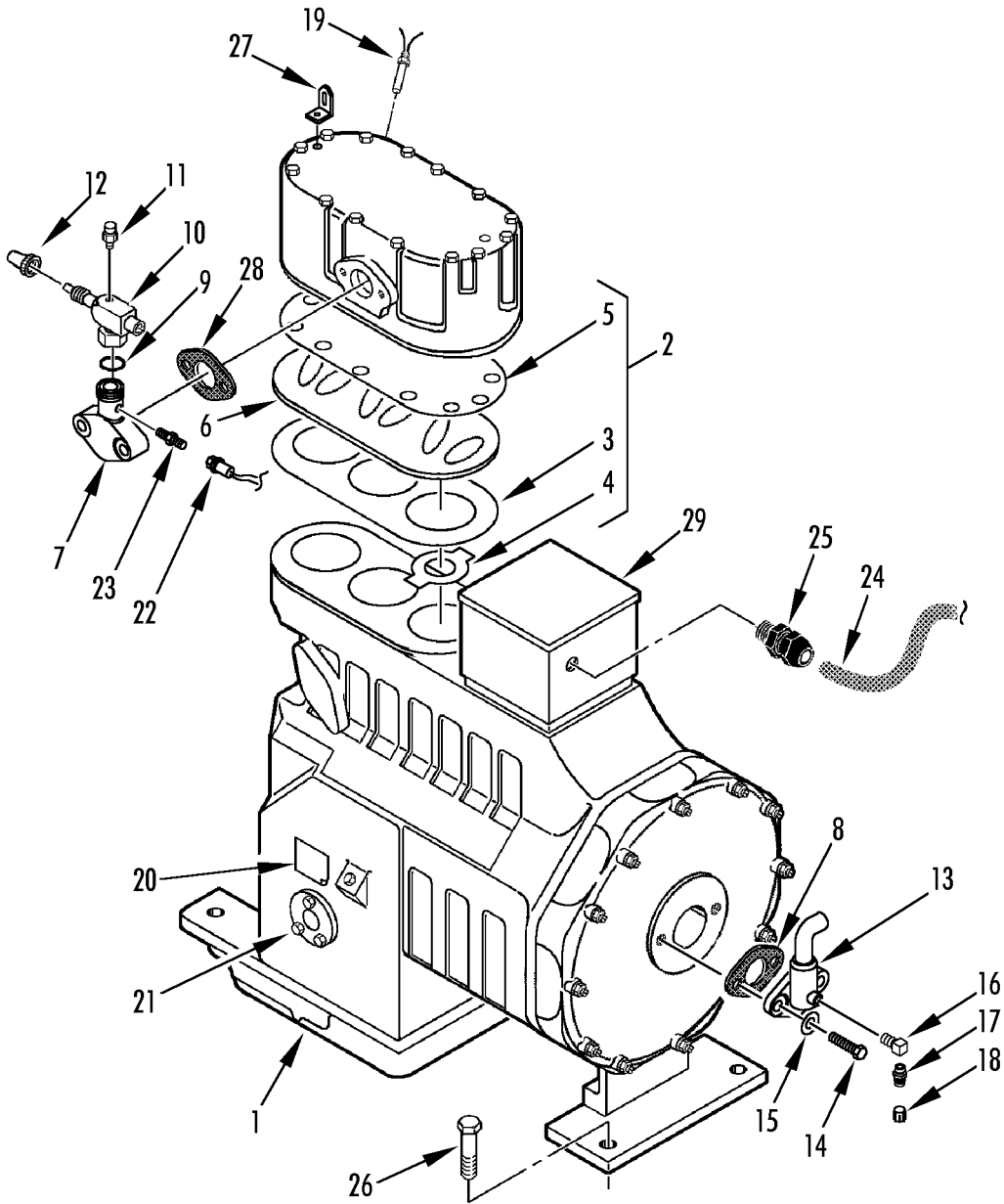




REF	PART#	DESCRIPTION	QTY
1	8102-743	COMPRESSOR (CRR 40 & DF Delta Reed compressor)	1
	102-673	COMPRESSOR (CRR 20)	1
2	22-1051	• KIT - valve plate (see note)	1
	22-1132	• KIT - valve plate (Delta Reed compressor only)	1
3	33-2510	•• GASKET - valve plate (see note)	1
	33-3513	•• GASKET - valve plate (Delta reed compressor only)	1
4	503-278	•• GASKET - cylinder head	1
5	502-240	•• KIT - reed suction	1
	203-516	OIL - compressor	A/R
6	504-246	PROBE - high temperature	1
7	22-1186	ADAPTER - discharge	1
	55-2747	SCREW - adapter	2
	55-2159	LOCKWASHER	2
	55-2173	FLATWASHER	2
8	33-2548	GASKET - adapter/suction	2
9	33-981	GASKET - valve	1
10	66-9150	VALVE - discharge	1
11	66-6610	ADAPTER - service (highside)	1
	66-7182	• CAP - adapter (red)	1
12	506-161	CAP - discharge valve	1
13	66-9149	VALVE - suction	1
14	506-165	CAP - suction valve	1
15	503-230	GASKET - suction	1
16	66-1845	COUPLING	1
17	66-2457	COLLAR	1
18	55-3490	SCREW - collar	1
19	66-6607	FITTING - service (lowside)	1
20	509-1153	LABEL - compressor oil	1
21	22-398	SIGHT GLASS - oil	1
	33-2222	GASKET - sight glass	1
22	41-1626	SWITCH - hpc0	1
23	41-2447	SENSOR - head temperature	1
24	41-2716	CABLE - compressor power	1
25	55-5257	FITTING - harness	1
26	55-9037	SCREW - compressor (50 mm)	4
	55-7360	FLATWASHER	4
	55-5025	NUT	4

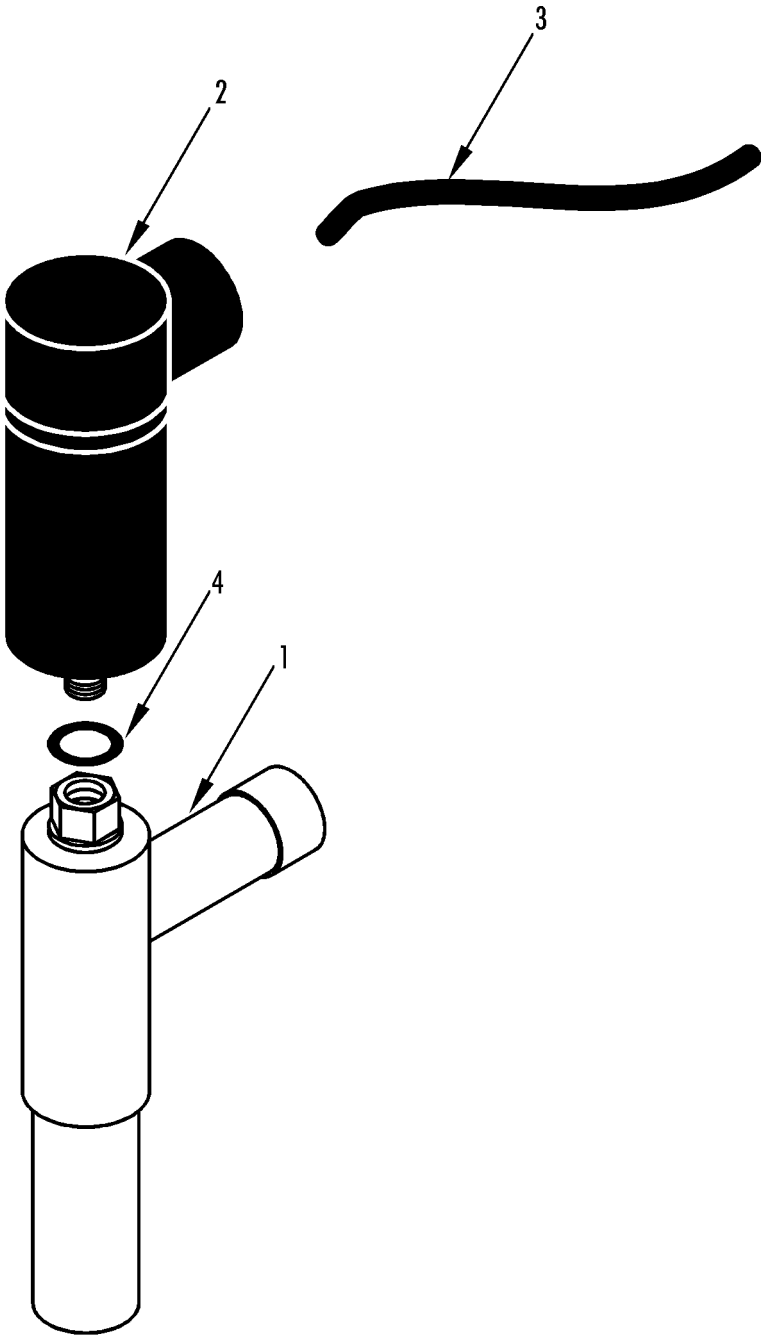
NOTE: Compressors with model number starting with 3DSTA-- are Delta Reed compressors, use the noted replacement parts.

NOTE: Sensor #23 41-2447 screws into the compressor cylinder head. Sensor #27 504-246 slides into a temperature tube attached to the discharge tube.



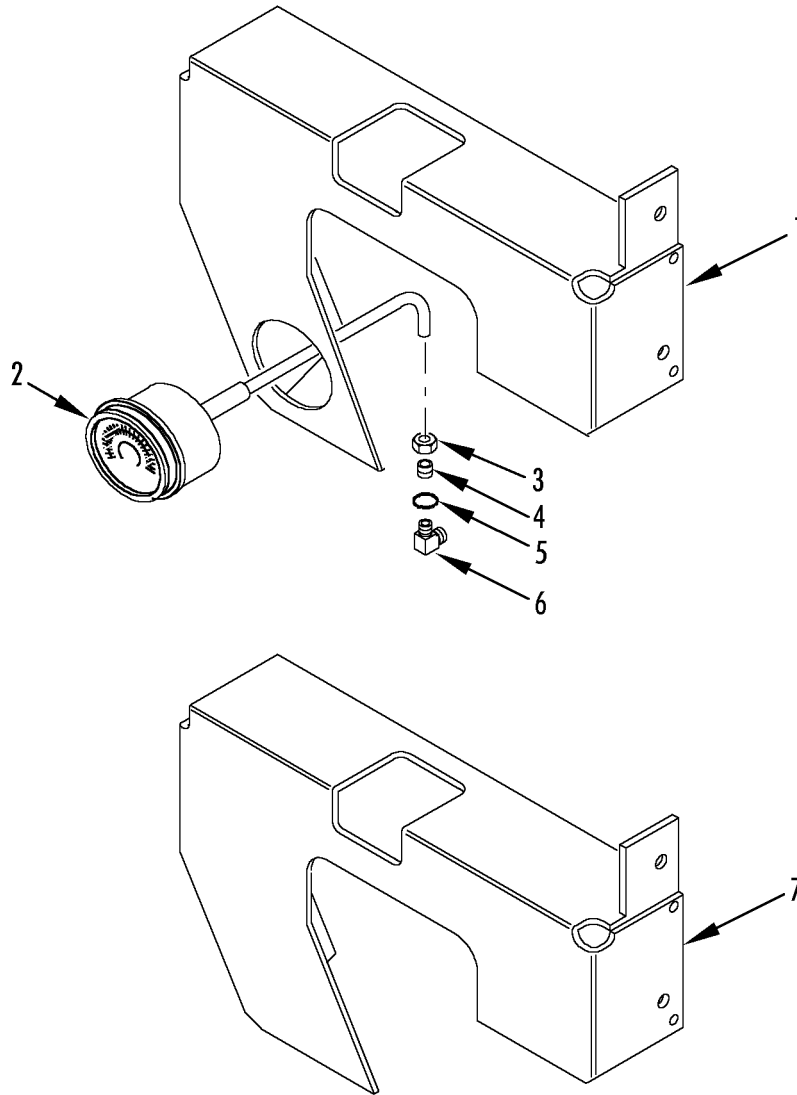


REF	PART#	DESCRIPTION	QTY
1	8102-743	COMPRESSOR (CRR 40)	1
2	22-1051	• KIT - valve plate	1
3	33-2510	•• GASKET - valve plate	1
4	502-240	•• KIT - reed suction	1
5	503-278	•• GASKET - cylinder head	1
6	22-1051	• KIT - valve plate	1
	203-516	OIL - compressor	A/R
7	22-1186	ADAPTER - discharge	1
	55-2747	SCREW - adapter	2
	55-2159	LOCKWASHER	2
	55-2173	FLATWASHER	2
8	33-2548	GASKET - adapter/suction	1
9	33-981	GASKET - valve	1
10	66-9377	VALVE - discharge	1
11	66-6610	ADAPTER - service (highside)	1
	66-7182	• CAP - adapter (red)	1
12	506-161	CAP - discharge valve	1
13	22-1099	FLANGE - suction	1
14	55-2976	SCREW - flange	2
15	55-2173	FLATWASHER	2
16	66-8054	ADAPTER (lowside)	1
17	66-6607	FITTING - service (lowside)	1
18	66-7183	• CAP - fitting	1
19	41-2447	SENSOR - head temperature	1
20	509-1153	LABEL - compressor oil	1
21	22-398	SIGHT GLASS - oil	1
	33-2222	GASKET - sight glass	1
22	44-6360	SWITCH - hpco	1
22	41-3302	SWITCH - hpco	1
23	55-459	COUPLING - switch	1
24	41-3701	CABLE - compressor	1
25	55-5257	FITTING - harness	1
26	55-8911	SCREW - compressor (50 mm)	4
	55-8912	FLATWASHER	4
	55-8992	NUT	4
27	91-6435	ANGLE - lifting	1
	55-2505	ELBOW	1
28	33-3175	GASKET - discharge (rubberized)	1
29	92-1682	BOX - junction (plastic)	1
30	02-7043	KIT - spacer	1



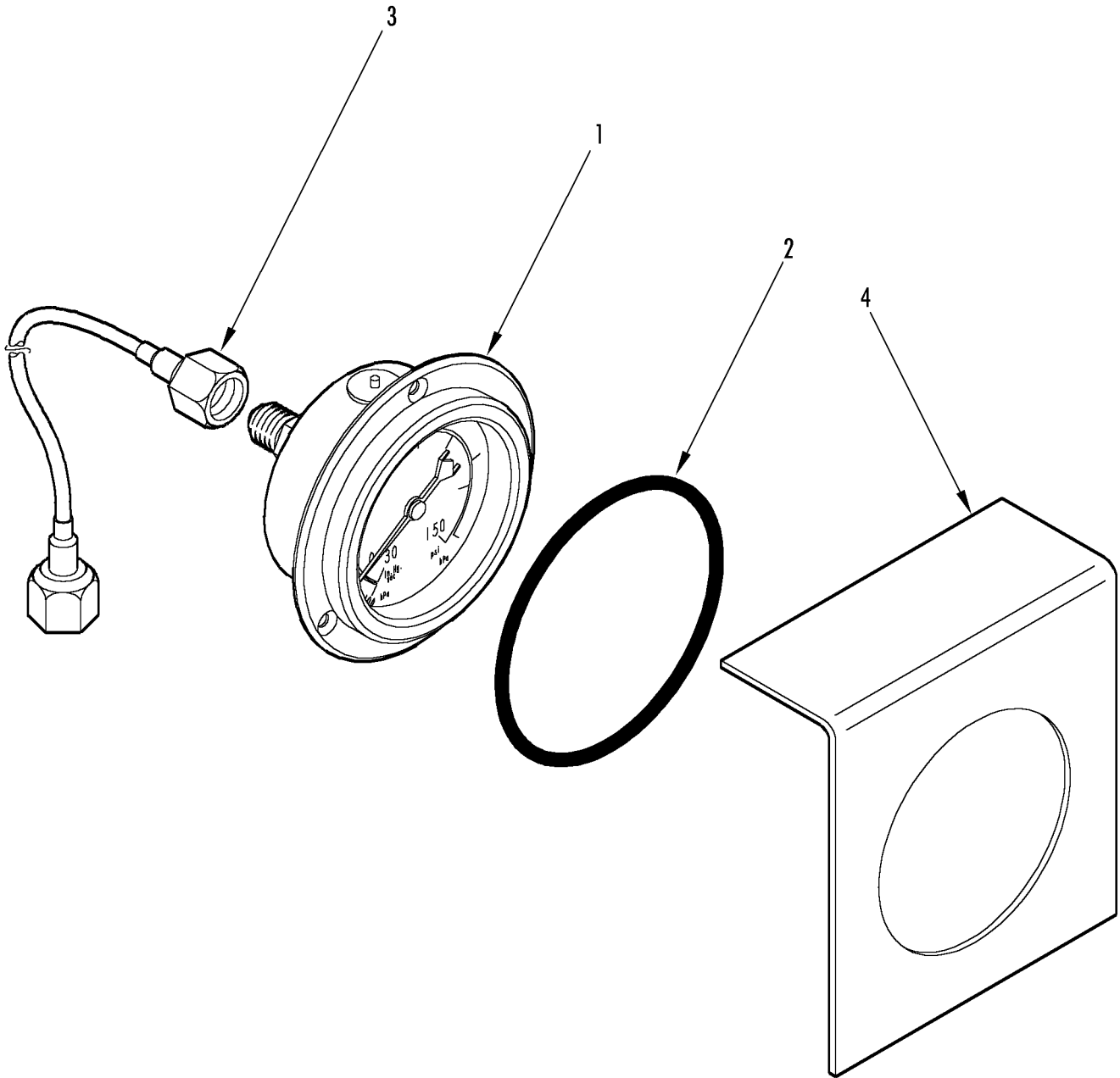


REF	PART#	DESCRIPTION	QTY
1	66-9163	VALVE - KVQ	1
2	504-980	• ACTUATOR	1
3	41-2603	• HARNESS (before 10/02)	1
	41-5420	• HARNESS (after 9/02)	1
4	503-291	GASKET	1



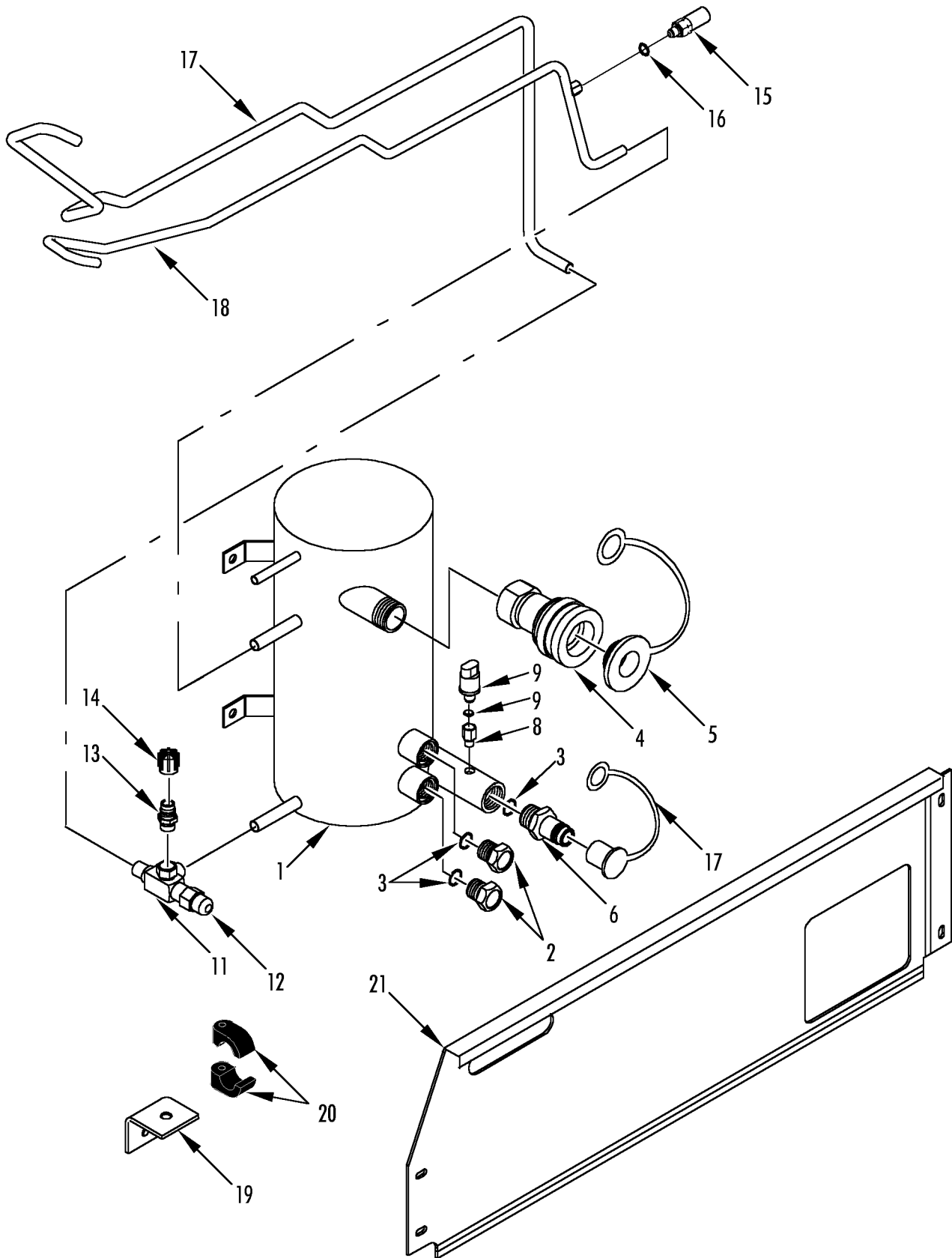


REF	PART#	DESCRIPTION	QTY
1	91-8701	PLATE - guard	1
2	66-7031	GAUGE - compound	1
3	55-8457	NUT - shoulder	1
4	55-8456	SHOULDER	1
5	33-1461	O-RING	1
6	66-9170	ADAPTER	1
7	91-8664	PLATE - gauge (w/o holes)	1





REF	PART#	DESCRIPTION	QTY
1	66-9194	GAUGE - suction pressure	1
	55-8382	SCREW - gauge	3
	55-7830	FLATWASHER	3
	55-9165	WASHER (nylon)	3
2	33-3212	GASKET - gauge	1
3	61-154	TUBE - gauge	1
4	91-8762	BRACKET - gauge	1
	55-6993	SCREW - bracket	1
	55-7085	FLATWASHER	1
	55-9043	WASHER (nylon)	1

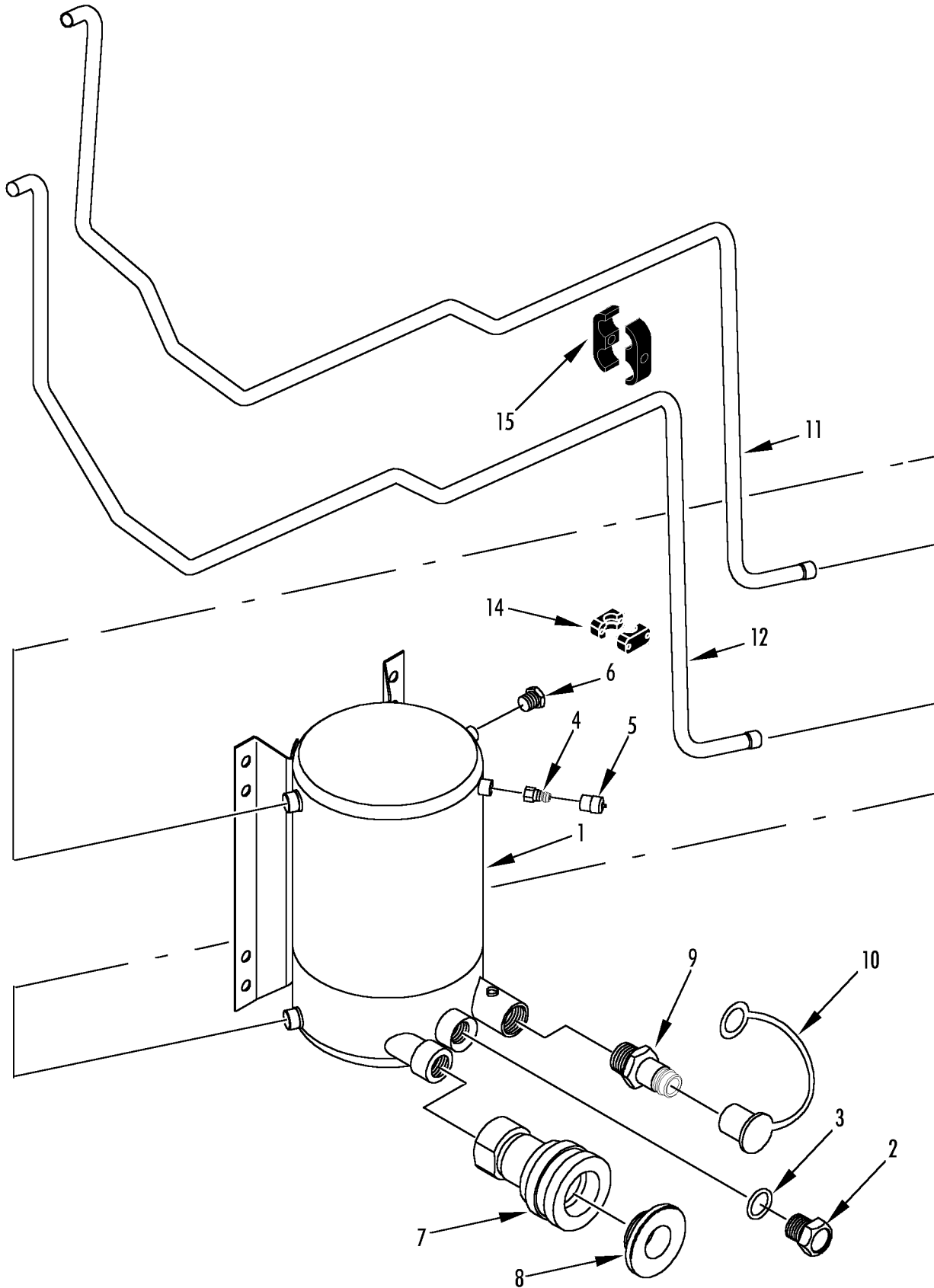


**WATER COOLED CONDENSER - FRESH WATER
(OPTION 098056)**



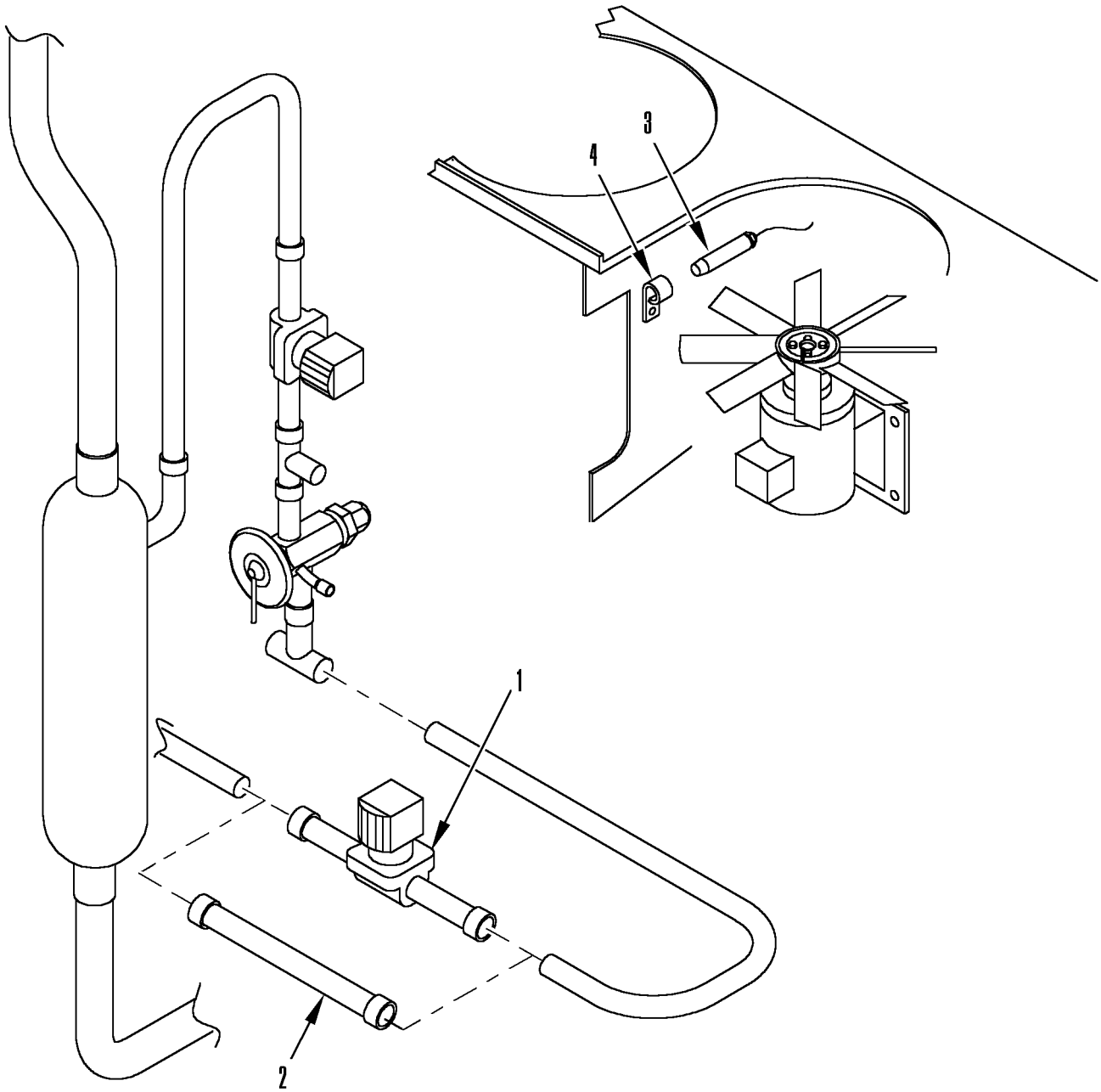
150A10

REF	PART#	DESCRIPTION	QTY
1	67-1531	TANK - condenser (fresh water)	1
	55-6993	SCREW - tank	4
	55-7342	LOCKWASHER	4
	55-7085	FLATWASHER	4
2	506-388	INDICATOR - liquid	2
3	33-3007	GASKET - indicator	2
4	66-4788	COUPLING - outlet	1
5	91-6627	CAP - dust cover	1
6	55-1827	PLUG - inlet	1
7	91-6628	CAP - dust cover	1
8	55-9161	COUPLING - pressure switch	1
9	33-768	GASKET - switch	1
10	66-4687	SWITCH - water valve (for connectors see 115D14)	1
11	66-6603	VALVE - angle	1
12	66-2170	• CAP - valve	1
13	66-6610	FITTING - charge port (highside)	1
14	66-7182	• CAP - charge port (red)	1
15	66-7392	VALVE - relief	1
16	33-1015	O-RING - valve	1
17	66-9283	TUBE - bottom	1
18	66-9282	TUBE - top	1
	55-3295	• FITTING - valve	1
19	91-9038	BRACKET - tube	2
	55-5639	SCREW - bracket	2
20	55-6730	CLAMP - tube	4
	55-8464	SCREW - clamp	2
	55-7075	FLATWASHER	4
	55-7042	NUT	2
21	91-9505	PLATE - cable	1
	55-6994	SCREW - plate	2
	55-6695	FLATWASHER	2
	55-8933	WASHER (nylon)	2
	55-9168	NUT - plate	2
	55-9054	WASHER (nylon)	2





REF	PART#	DESCRIPTION	QTY
1	67-1652	TANK - condenser	1
2	66-8811	• INDICATOR	1
3	33-3007	• GASKET	1
4	66-9873	• ADAPTER - service	1
5	66-9842	• VALVE	1
6	506-364	• PLUG - fusible	1
	55-7691	SCREW - tank	4
	55-7342	LOCKWASHER	4
	55-8904	FLATWASHER	4
7	66-4788	COUPLING - outlet	1
8	91-6627	CAP - dust cover	1
9	55-1827	PLUG - outlet	1
10	91-6628	CAP - dust cover	1
11	66-9875	TUBE - top	1
12	61-155	TUBE - bottom	1
13	91-9038	BRACKET - tube	2
	55-5639	SCREW - bracket	2
14	91-759	CLAMP - tube (1 tube)	4
	55-8993	SCREW - clamp	4
	55-8893	FLATWASHER	4
15	91-445	CLAMP - tube (2 tube)	6



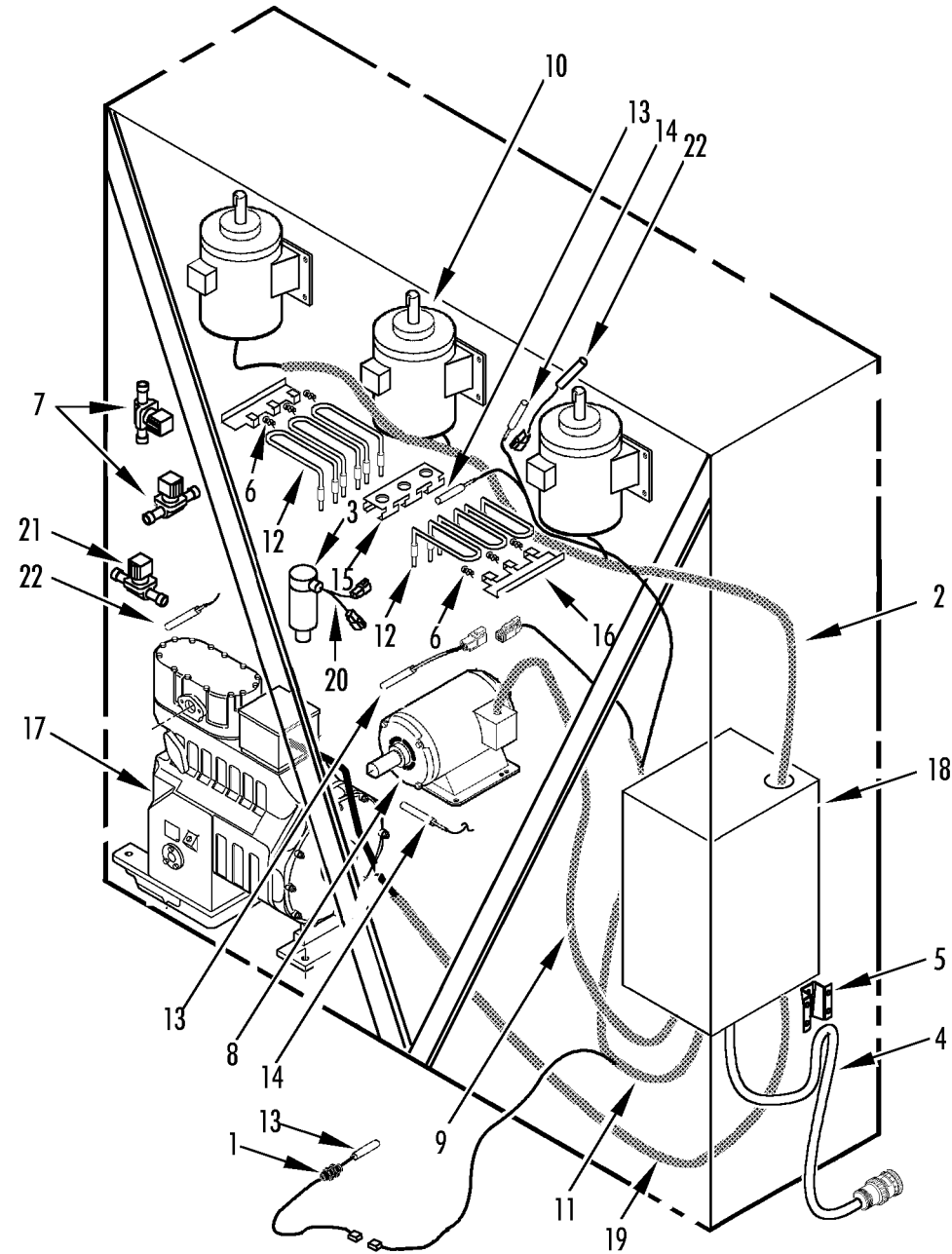
Revised
12/12/05

**HUMIDITY CONTROL (OPTIONS 098104, 098137 &
098188)**



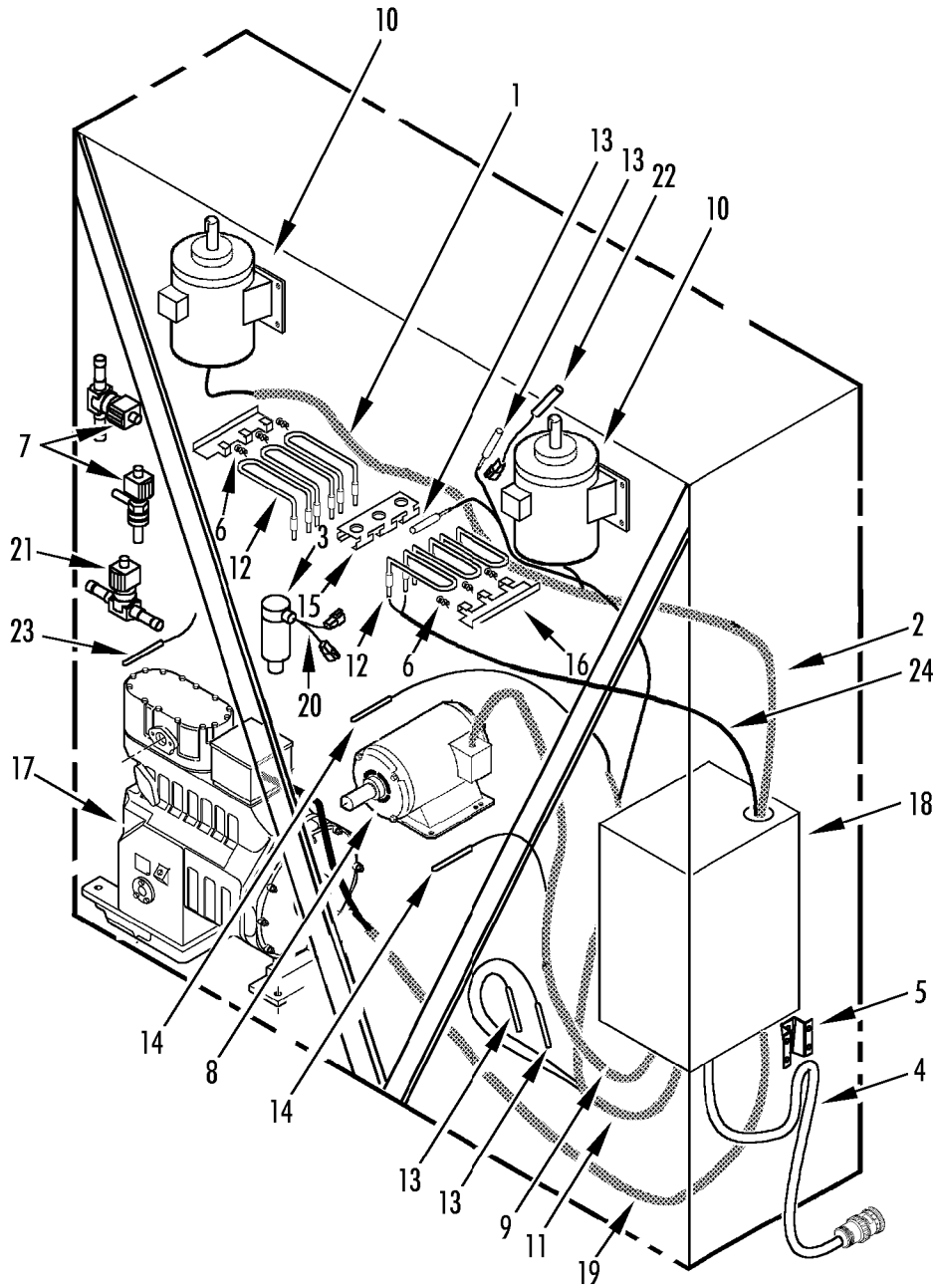
157G7

REF	PART#	DESCRIPTION	QTY
1	41-3303	VALVE - solenoid (humidity control)	1
	41-3301	• COIL	1
2	66-9159	TUBE (replaces valve)	1
3	41-5635	SENSOR - humidity	1
	41-2838	HARNESS - sensor	1
4	55-1203	CLAMP - sensor	2
	55-8991	SPACER - clamp	2
	55-9173	SCREW - clamp	2



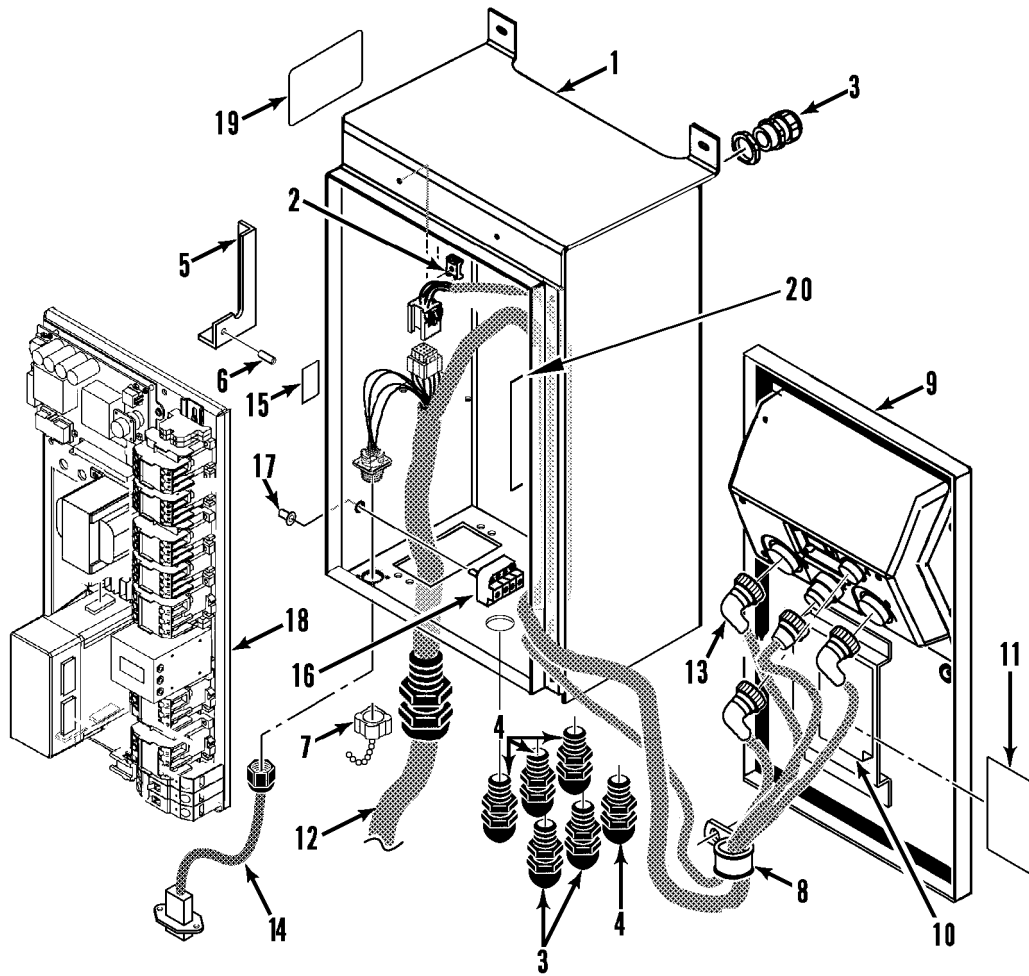


REF	PART#	DESCRIPTION	QTY
1	55-6409	CONNECTOR - probe holder	1
2	41-3112	HARNESS - evaporator	1
3	504-980	COIL - KVQ	1
	503-291	GASKET - KVQ	1
4	41-2503	CABLE - power (11 ga, 63 ft)	1
	45-237	CABLE - power (10 ga, MIPCO)	1
	41-1976	PLUG - power (Minnekes)	1
	44-6952	PLUG - power (MIPCO)	1
	41-2820	PLUG - power (ESL)	1
	44-6310	TERMINAL - pin (17 mm lg, plug end)	4
	44-9891	TERMINAL - pin (12 mm lg, cable end)	3
5	91-6988	BRACKET - cable restraint	1
	55-9164	SCREW - cable	1
	55-7357	FLATWASHER	1
	55-7344	NUT	1
	55-7172	SCREW - bracket	4
	55-7075	FLATWASHER	4
	55-7170	LOCKWASHER	4
6	91-8140	SPRING - heater	6
7	41-3301	COIL (24V 50/60 Hz)	2
8	104-639	MOTOR - condenser fan (see 145D9)	1
9	41-3116	HARNESS - condenser fan	1
10	104-691	MOTOR - evaporator fan (see 145D13)	3
	77-1498	• BEARING - shaft end	1
	77-1401	• BEARING - opposite end	1
11	41-2517	HARNESS - main (see 146F9)	1
12	45-1791	HEATER	6
13	40-871	KIT - sensor (graded)	3
14	41-4021	SENSOR - temperature (ungraded)	2
15	91-8142	BRACKET - heater (CRR 40)	1
	509-1763	BRACKET - heater (CRR 20)	2
16	91-8467	BRACKET - heater (CRR 40)	2
	509-1767	BRACKET - heater (CRR 20)	2
	55-8891	SCREW - bracket	11
17	8102-743	COMPRESSOR (see 146F2)	1
18	NSS	BOX - control (see 146F4)	1
19	41-2716	CABLE - compressor power	1
20	41-2603	HARNESS - KVQ valve	1
21	41-2399	COIL - liquid line valve	1
22	506-329	SENSOR - humidity (optional)	1
23	41-2447	SENSOR - head temperature	1



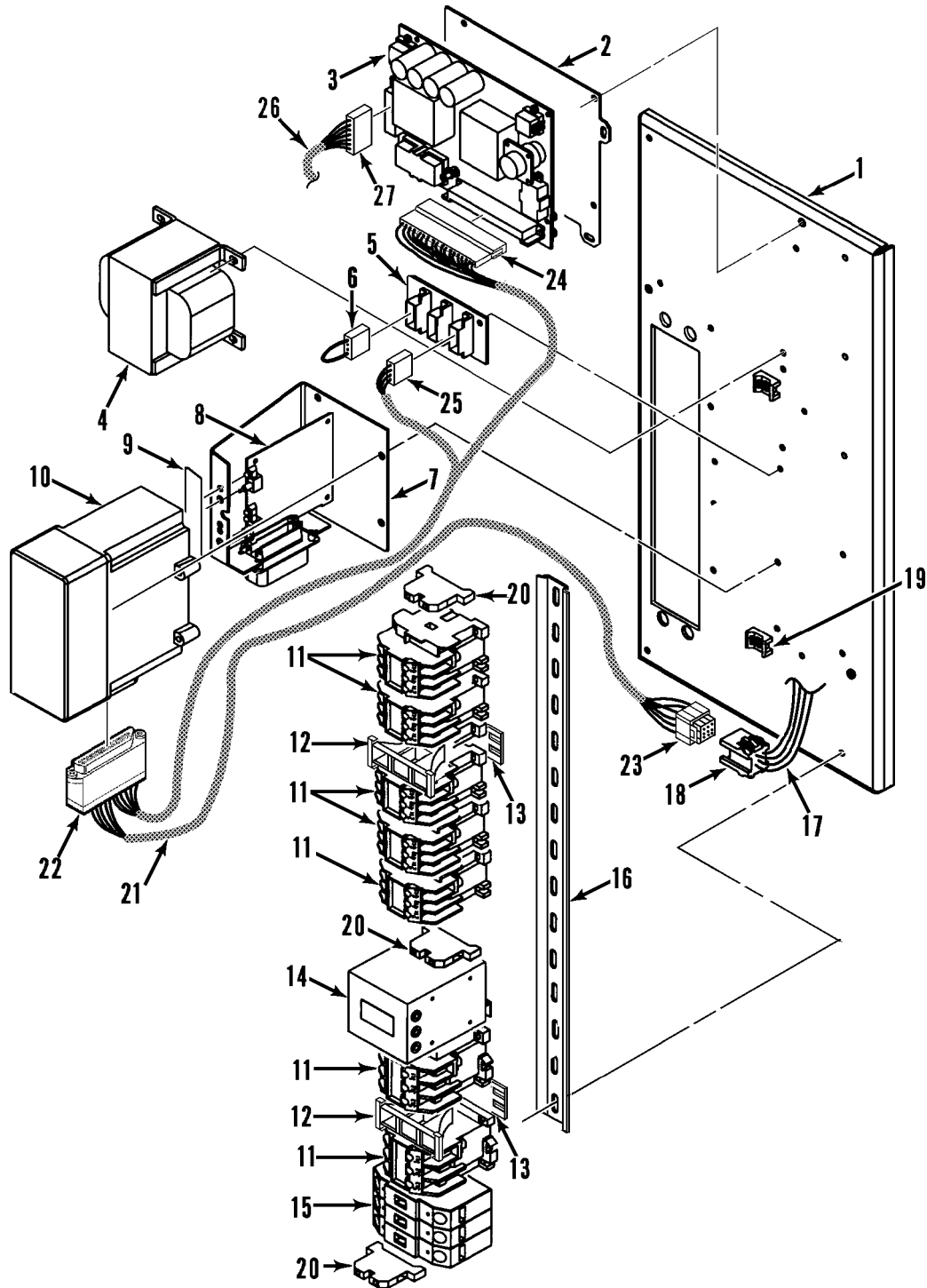


REF	PART#	DESCRIPTION	QTY
1	41-3113	HARNESS - evaporator fan (#1, see 157G3)	1
2	41-3114	HARNESS - evaporator fan (#2, see 157G3)	1
3	504-980	COIL - KVQ (see 151A5)	1
4	41-2503	CABLE - power (63 ft, 11 ga)	1
	45-237	CABLE - power (63 ft, 10 ga)	1
	41-1976	PLUG - power (Minnekes)	1
	44-6952	PLUG - power (MIPCO)	1
5	91-6988	BRACKET - cable restraint	1
	55-9164	SCREW - cable	1
	55-7357	FLATWASHER	1
	55-7344	NUT	1
	55-7172	SCREW - bracket	4
	55-7075	FLATWASHER	4
	55-7170	LOCKWASHER	4
6	91-8140	SPRING - heater	6
7	41-3301	COIL	2
8	104-689	MOTOR - condenser fan (see 152B14)	1
9	41-3116	HARNESS - condenser fan (see 140D2)	1
10	104-691	MOTOR - evaporator fan (see 140D2)	2
11	41-3342	HARNESS - control box	1
12	45-1791	HEATER	6
13	40-871	KIT - sensor (evap coil, return air & supply air, graded)	3
14	41-4021	SENSOR - temperature (cond coil & ambient, ungraded)	2
15	91-8142	BRACKET - heater	1
16	91-8467	BRACKET - heater	2
	55-8891	SCREW - bracket	11
17	8102-743	COMPRESSOR (see 157G4)	1
18	NSS	BOX - control (see 146F8)	1
	55-8075	SCREW - control box	4
	55-8893	WASHER	4
	55-9054	WASHER (nylon)	4
19	41-2716	CABLE - compressor power	1
20	41-2603	HARNESS - KVQ	1
21	41-3303	VALVE - solenoid (dehumidifier, see 157G7)	1
	41-3301	COIL - dehumidifier	1
22	41-5635	SENSOR - humidity (option 098104 & 098137)	1
23	41-2447	SENSOR - head temperature	1
24	41-3115	HARNESS - heater	1



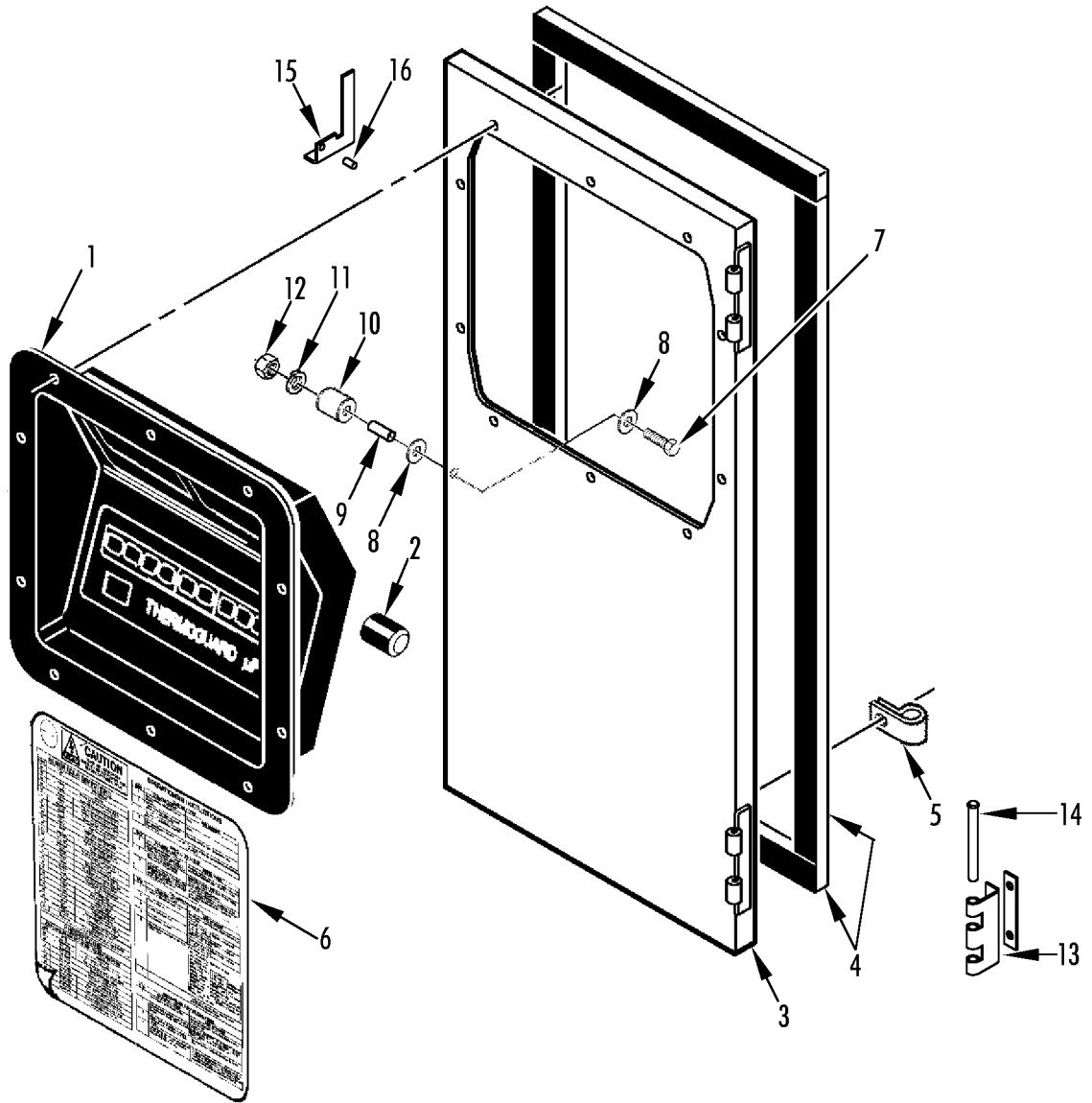


REF	PART#	DESCRIPTION	QTY
1	98-5443	BOX - control	1
	55-6994	SCREW - box	4
	55-7075	FLATWASHER	4
	55-9054	WASHER (nylon)	4
2	99-6093	MOUNT - cable	5
	55-7862	SCREW - mount	5
	55-7368	FLATWASHER	5
	55-7665	NUT	5
3	55-5257	CONNECTOR - harness	3
4	55-5900	CONNECTOR - harness	4
	33-1435	GROMMET - connector	2
	33-2753	GROMMET - connector (0.25 id)	1
5	91-8659	LATCH - cover	1
	55-7035	SCREW - latch	1
	55-2641	FLATWASHER	1
	55-2363	LOCKWASHER	1
	55-7042	NUT	1
6	55-9029	SPACER - latch	1
	203-392	SEALER - antiseize	A/R
7	41-2406	CAP - dust	1
	99-3685	CHAIN - cap	1
8	55-6147	CLAMP - harness	1
9	NSS	COVER - control box (see 146F6)	1
10	91-8672	NAMEPLATE - schematic	1
11	91-9761	PLACARD - wiring	1
	91-9762	PLACARD - schematic	1
12	41-2517	HARNESS - main (see 146F9)	1
13	41-2518	HARNESS - sensor (see 146F9)	1
14	204-918	HARNESS - mP-D adapter	1
15	91-8693	NAMEPLATE - on/off	1
16	41-2170	HARNESS - switch	1
	44-6560	• SWITCH	1
17	44-739	BOOT - switch	1
18	NSS	TRAY - high voltage (see 146F5)	1
19	91-8553	NAMEPLATE - controller setup	1
20	91-8589	NAMEPLATE - control box layout	1



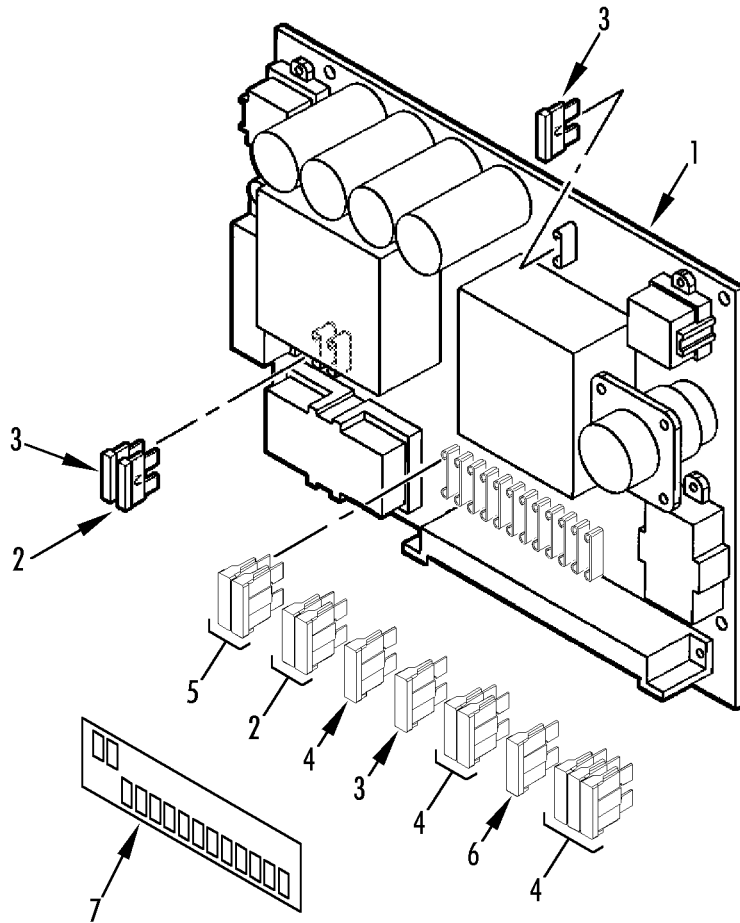


REF	PART#	DESCRIPTION	QTY
1	91-8662	PANEL - high voltage	1
2	91-8147	BRACKET - power module	1
	55-7862	SCREW - bracket	3
	55-7369	LOCKWASHER	4
3	45-1806	MODULE - power (CRR units, see 145F1)	1
4	41-2129	TRANSFORMER	1
	55-7369	LOCKWASHER	4
	55-7698	NUT	5
5	41-2208	TAP - thermo bus	1
6	41-2209	TERMINATOR	1
7	91-8661	BRACKET - emergency bypass	1
8	41-2210	PC BOARD - emergency bypass	1
	99-7849	STRIP - gasket (25 ft)	A/R
	55-8723	SCREW - bracket	4
9	91-8538	NAMEPLATE - emergency bypass	1
10	45-1853	MODULE - mP-D output	1
11	41-2446	CONTACTOR	7
12	44-8813	INTERLOCK	2
13	41-2520	SPACER - contactor	2
14	41-2701	MODULE - current sense (w/ filter)	1
	41-2401	MODULE - current sense	1
15	41-2521	BREAKER - circuit	1
16	91-8204	RAIL - din	1
	55-7862	SCREW - rail	6
	55-7369	LOCKWASHER	6
	55-7697	FLATWASHER	6
17	41-2690	HARNESS - contactor	1
18	41-2319	• CONNECTOR - receptacle (12 pin)	1
19	99-6093	MOUNT - cable tie	2
	55-2864	RIVET - mount	2
	55-2332	BANDWRAP	18
20	91-8737	BLOCK - grounding	4
21	41-2689	HARNESS - output module	1
22	41-2407	• PLUG (35 pin)	1
23	41-2493	• PLUG (12 socket)	1
24	41-2492	• CONNECTOR - receptacle (16 pin)	1
25	41-2249	• PLUG (3 socket)	1
26	41-2522	HARNESS - power module	1
27	41-2495	• CONNECTOR - plug (6 socket)	1
	41-2494	• CONNECTOR - receptacle (6 pin)	1



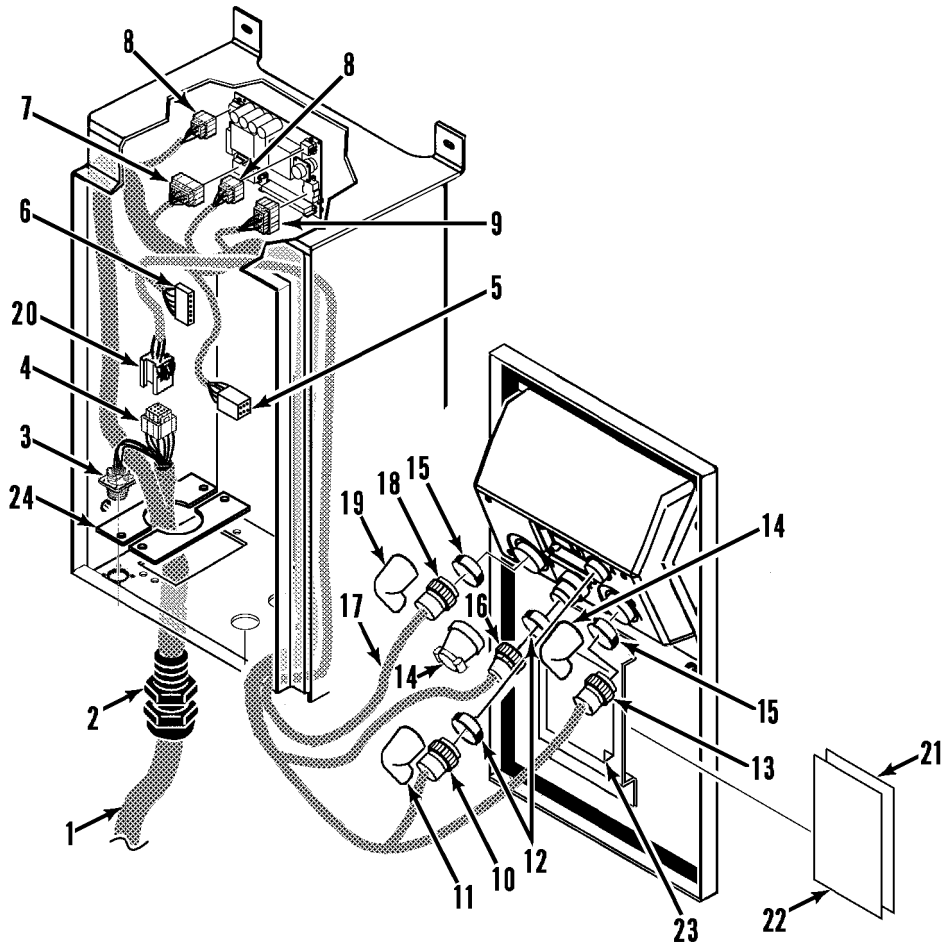


REF	PART#	DESCRIPTION	QTY
1	845-1949	CONTROLLER - mP-D	1
	92-179	• BEZEL - controller	1
	55-7748	SCREW - controller	10
2	203-439	• BATTERY - lithium	1
3	91-8716	DOOR - control box	1
4	33-2981	GASKET - door (340mm & 481mm)	A/R
5	55-6147	CLAMP - harness	1
	55-7034	NUT	1
	55-7370	LOCKWASHER	1
	55-7033	FLATWASHER	2
6	91-8738	NAMEPLATE - Operating Instructions	1
7	55-6994	SCREW - door latch	1
8	55-7075	FLATWASHER	2
9	99-8151	SPACER	1
10	99-8162	ROLLER - door latch	1
	203-392	SEALER - antiseize	A/R
11	55-7170	LOCKWASHER	1
12	55-7042	NUT	1
13	91-8658	HINGE - cover to box	2
	55-7748	SCREW - hinge	4
	55-7033	FLATWASHER	8
	55-7034	NUT	4
14	91-8256	PIN - hinge	2
15	91-8659	LATCH - door	1
	55-6994	SCREW - latch	1
	55-7075	FLATWASHER	2
	55-2363	LOCKWASHER	1
	55-7042	NUT	1
16	55-9029	SPACER - latch	1
	203-392	SEALER - antiseize	A/R



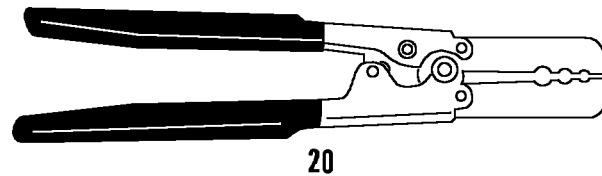

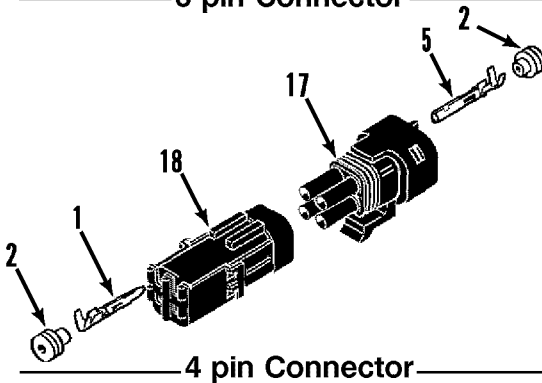
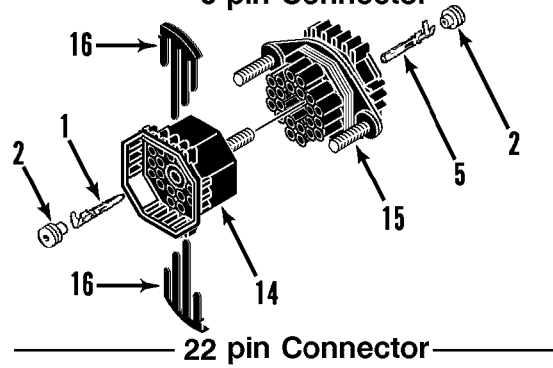
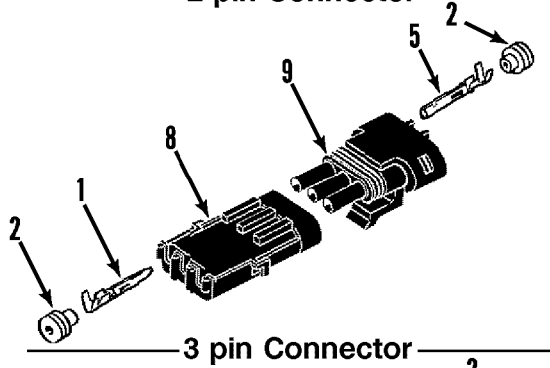
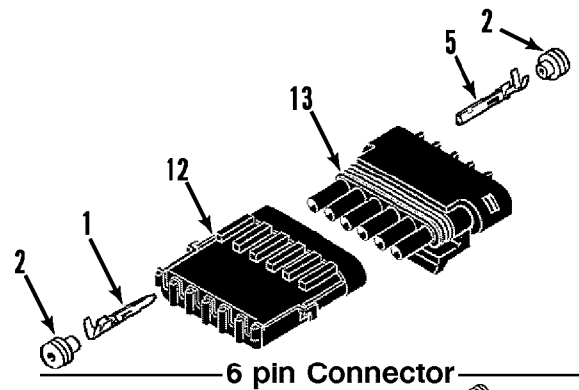
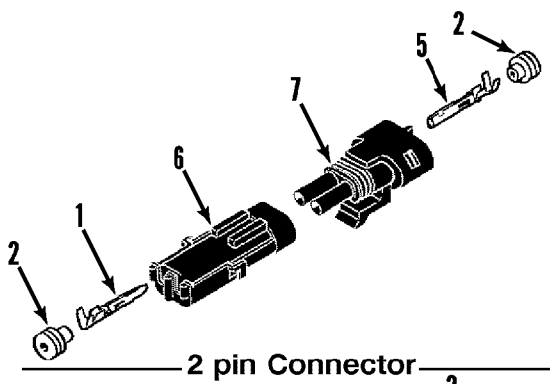
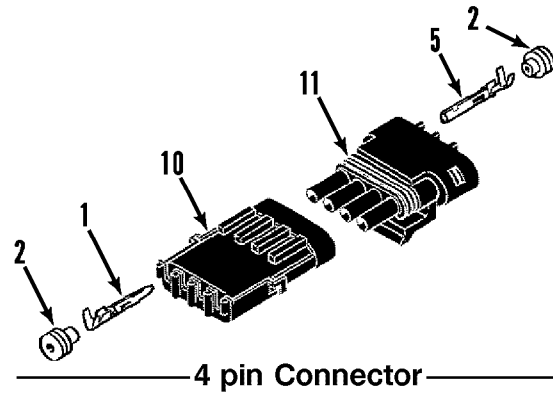
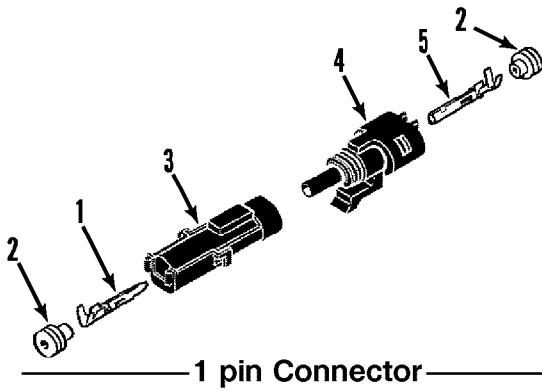


REF	PART#	DESCRIPTION	QTY
1	45-1806	MODULE - power	1
2	41-1932	• FUSE (1 amp)	3
3	41-2543	• FUSE (2 amp)	2
4	44-9524	• FUSE (3 amp)	6
5	41-1292	• FUSE (5 amp)	2
6	44-9359	• FUSE (7.5 amp)	1
	55-9195	SCREW - module	5
	55-8987	LOCKWASHER	5
	55-8410	FLATWASHER	5
7	91-8415	NAMEPLATE - fuses	1



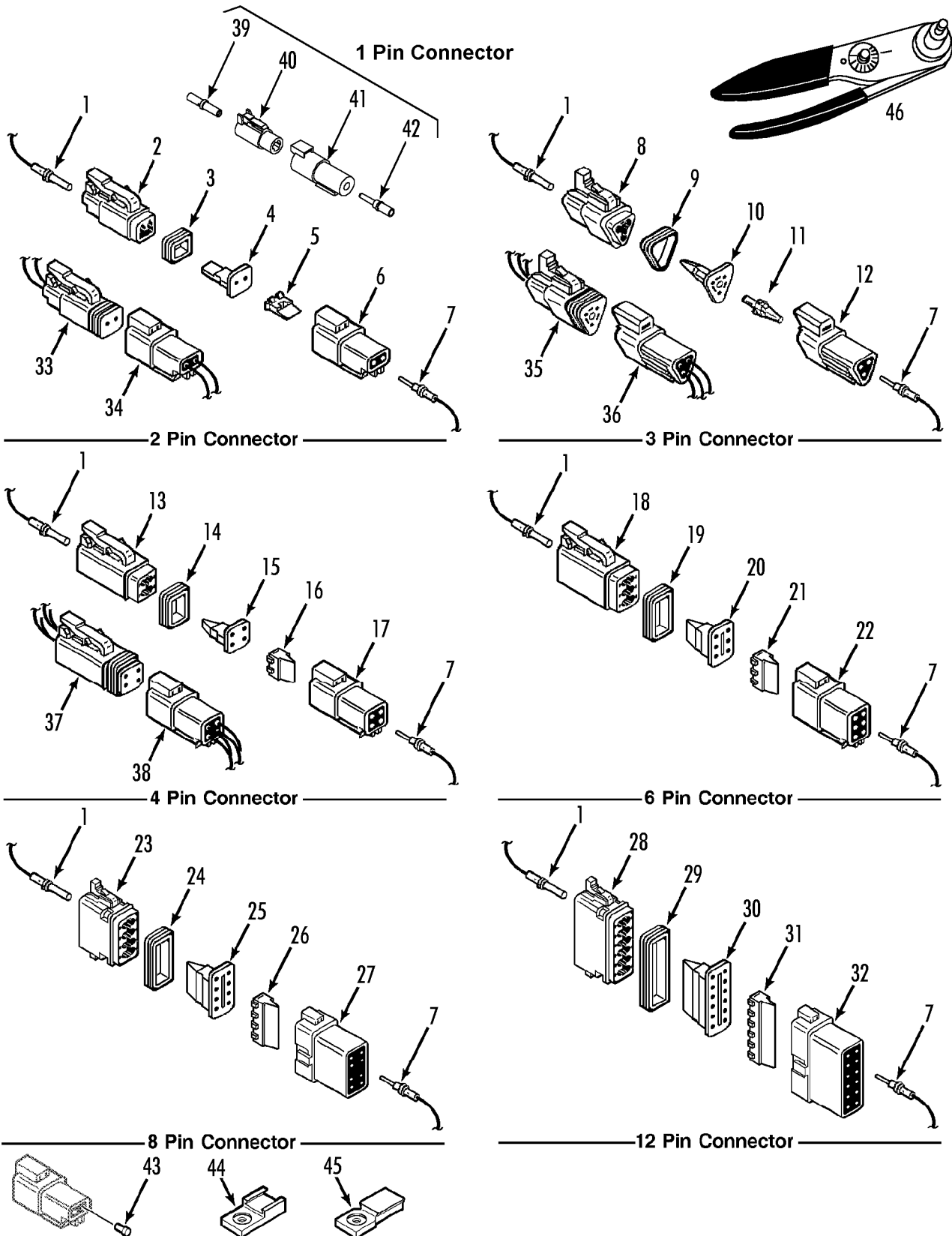


REF	PART#	DESCRIPTION	QTY
1	41-2517	HARNESS - main	1
2	55-8661	• CONNECTOR - harness	1
	55-8662	• NUT - connector	1
3	41-2405	• CONNECTOR - receptacle (data port, 5 pin)	1
4	41-2524	• RECEPTACLE - sensor harness (24 pin)	1
5	41-2247	• RECEPTACLE - current transformer (6 pin)	1
6	41-2249	• PLUG - thermo bus (3 socket)	1
7	41-1946	• RECEPTACLE - power module CN4 (36 pin)	1
8	41-2319	• CONNECTOR - receptacle (12 pin, power module CN1 & CN8)	1
9	41-2248	• RECEPTACLE - power module CN6 (18 pin)	1
10	41-743	• CONNECTOR (17 pin, A connector)	1
11	41-224	• STRAIN RELIEF - connector (14 pin)	1
	55-7617	• CLAMP (plastic)	1
12	41-747	• LOCKRING	2
13	41-744	• CONNECTOR (23 pin, B connector)	1
14	41-225	• STRAIN RELIEF - connector (19 pin)	2
	55-7618	• CLAMP (plastic)	2
15	41-748	• LOCKRING	2
16	41-745	• CONNECTOR (37 pin, D connector)	1
17	41-2518	HARNESS - sensor	1
18	41-2402	• CONNECTOR - plug (28 pin, C connector)	1
19	44-8779	• CLAMP - cable	1
20	41-2519	• CONNECTOR - plug (24 socket, main harness)	1
21	91-8717	PLACARD - wiring	1
22	91-8718	PLACARD - schematic	1
23	91-8719	NAMEPLATE - schematic	1
24	91-8660	PLATE - harness	2
	55-9030	RIVET - plate	4



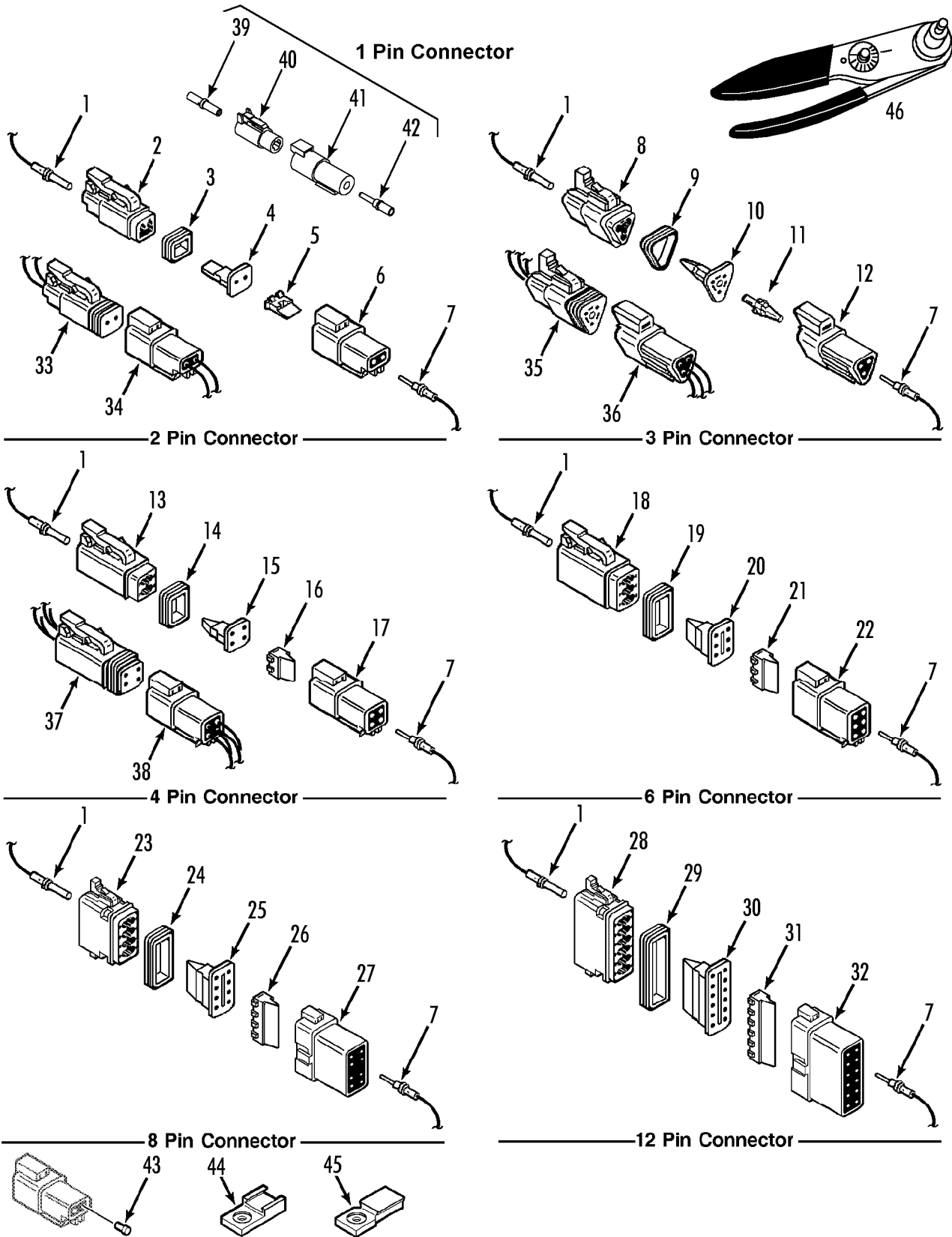


REF	PART#	DESCRIPTION	QTY
1	44-5836	TERMINAL - male (14-16 gauge)	A/R
	44-5883	TERMINAL - male (18-20 gauge)	A/R
	44-8851	TERMINAL - male (22 gauge)	A/R
2	44-8681	SEAL (red, 0.066 - 0.079 id)	A/R
	44-5885	SEAL (green, 0.087 - 0.110 id, 18-20 gauge)	A/R
	44-5837	SEAL (gray, 0.110 - 0.137 id, 14-16 gauge)	A/R
	44-6324	SEAL (blue, 0.137 - 0.165 id, 12-14 gauge)	A/R
	44-7812	PLUG - cavity (green, no hole)	A/R
3	44-7330	SHROUD (1 pin)	1
4	44-7327	CONNECTOR - tower (1 pin)	1
5	44-5839	TERMINAL (14-16 gauge, female)	A/R
	44-5884	TERMINAL (18-20 gauge, female)	A/R
	44-8853	TERMINAL (22 gauge, female)	A/R
6	44-5835	SHROUD (2 pin)	1
7	44-5838	CONNECTOR - tower (2 pin)	1
8	44-9569	SHROUD (3 pin)	1
9	44-6959	CONNECTOR - tower (3 pin)	1
10	44-7880	SHROUD (4 pin)	1
11	44-7881	CONNECTOR - tower (4 pin)	1
12	44-8294	SHROUD (6 pin)	1
13	44-7872	CONNECTOR - tower (6 pin)	1
14	44-7884	SHROUD (22 pin)	1
15	44-7829	CONNECTOR - tower (22 pin)	1
16	44-7811	LOCK - secondary	2
17	41-1527	CONNECTOR - tower (4 pin)	1
18	41-1310	SHROUD (4 pin)	1
19	204-623	TOOL - pin removal	1
20	204-624	TOOL - terminal crimper	1





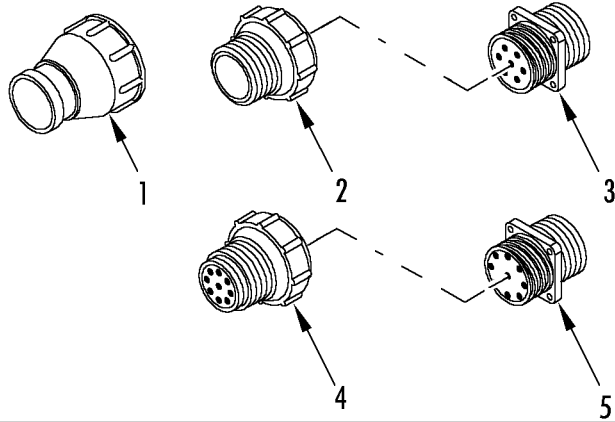
REF	PART#	DESCRIPTION	QTY
1	44-9700	TERMINAL - socket (w/ 6 in wire lead)	2
	44-9587	TERMINAL - socket (without wire)	2
2	44-9585	PLUG (2 pin, w/ seal)	1
3	33-2392	SEAL	1
4	44-9586	WEDGE	1
5	44-9590	WEDGE	1
6	44-9589	RECEPTACLE (2 pin)	1
7	44-9701	TERMINAL - pin (w/ 6 in wire lead)	2
	44-9591	PIN - terminal (w/o wire)	2
8	44-9631	CONNECTOR (3 pin, w/ seal)	1
9	33-2393	SEAL	1
10	44-9536	WEDGE	1
11	44-9545	WEDGE	1
12	44-9544	RECEPTACLE (3 pin)	1
13	44-8935	PLUG (4 pin, w/ seal)	1
14	33-2394	SEAL	1
15	44-8936	WEDGE	1
16	44-8918	WEDGE	1
17	44-8915	RECEPTACLE (4 pin)	1
18	44-8920	CONNECTOR (6 pin, w/ seal)	1
19	33-2395	SEAL	1
20	44-8921	WEDGE	1
21	44-8917	WEDGE	1
22	44-8914	CONNECTOR (6 pin)	1
23	44-9903	PLUG (8 pin, w/ seal)	1
24	33-2396	SEAL	1
25	44-9902	WEDGE	1
26	44-9901	WEDGE	1
27	44-9900	RECEPTACLE (8 pin)	1
28	44-9600	PLUG (12 pin, w/ seal)	1
29	33-2397	SEAL	1
30	44-9601	WEDGE	1
31	44-9905	WEDGE	1
32	44-9904	RECEPTACLE (12 pin)	1
33	41-2323	PLUG - assembly (w/ 6 in wires)	1
34	41-2322	RECEPTACLE - assembly (w/ 6 in wires)	1
35	41-2325	PLUG - assembly (w/ 6 in wires)	1
36	41-2324	RECEPTACLE - assembly (w/ 6 in wires)	1
37	41-2327	PLUG - assembly (w/ 6 in wires)	1
38	41-2326	RECEPTACLE - assembly (w/ 6 in wires)	1
39	41-4524	SOCKET (8-10 ga)	1
40	41-3073	PLUG (1 terminal, 8-10 ga)	1



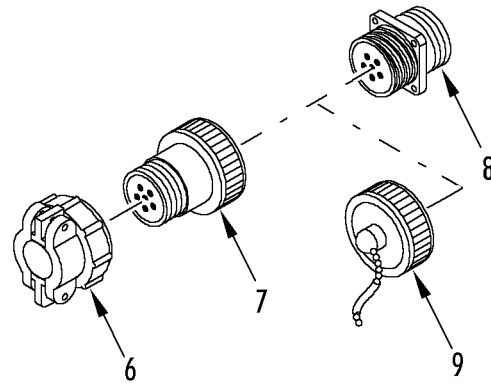


REF	PART#	DESCRIPTION	QTY
41	41-3069	CONNECTOR (1 terminal, 8-10 ga)	1
42	44-6850	PIN (8-10 ga)	1
43	44-9602	PIN - sealing	A/R
44	44-9906	TAB - mounting (for all connectors except the 8 pin connector)	A/R
45	44-9907	TAB - mounting (for 8 pin connector only)	A/R
46	204-703	KIT - crimper (w/ terminals)	1
	204-1038	• TOOL - crimper	1
	204-799	• TOOL - wedge remover	1

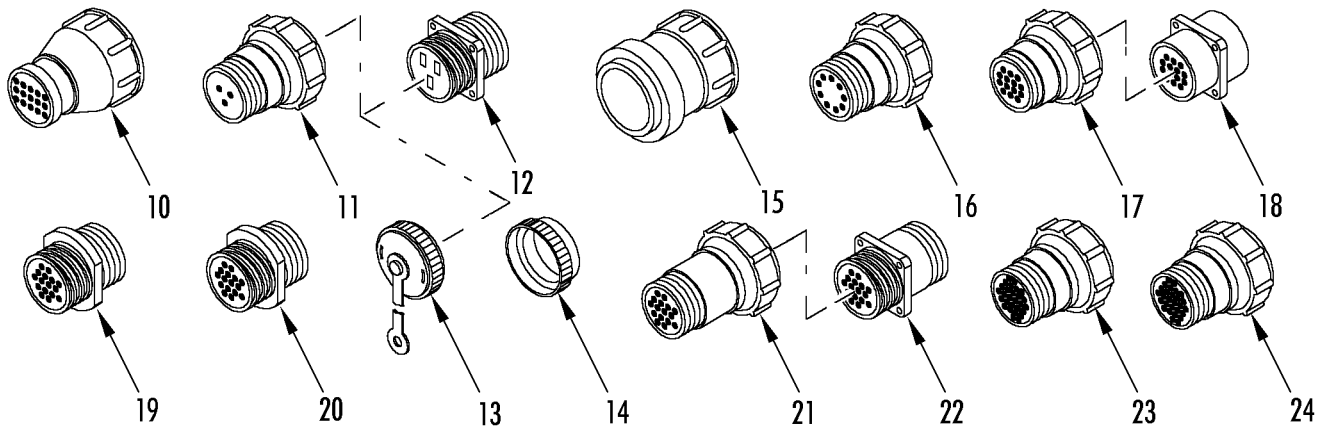
#11 Shell



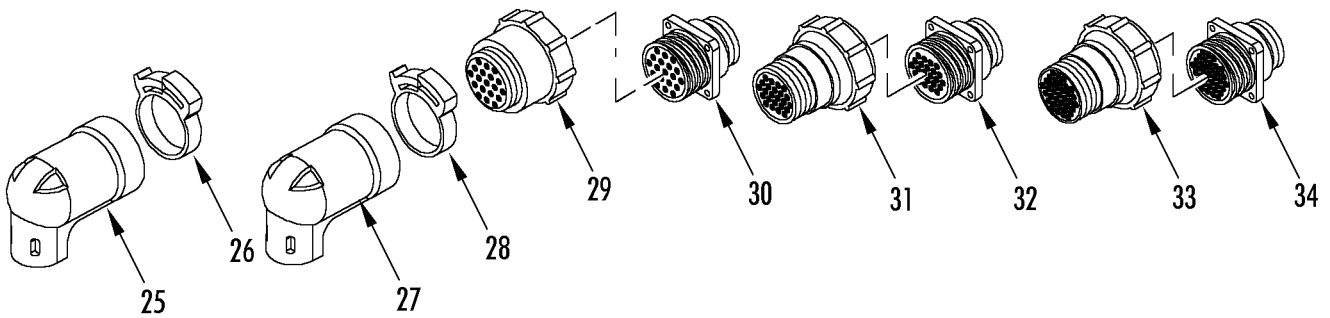
#14 Shell



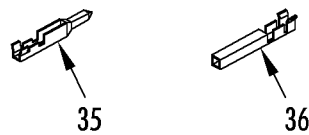
#17 Shell



#23 Shell

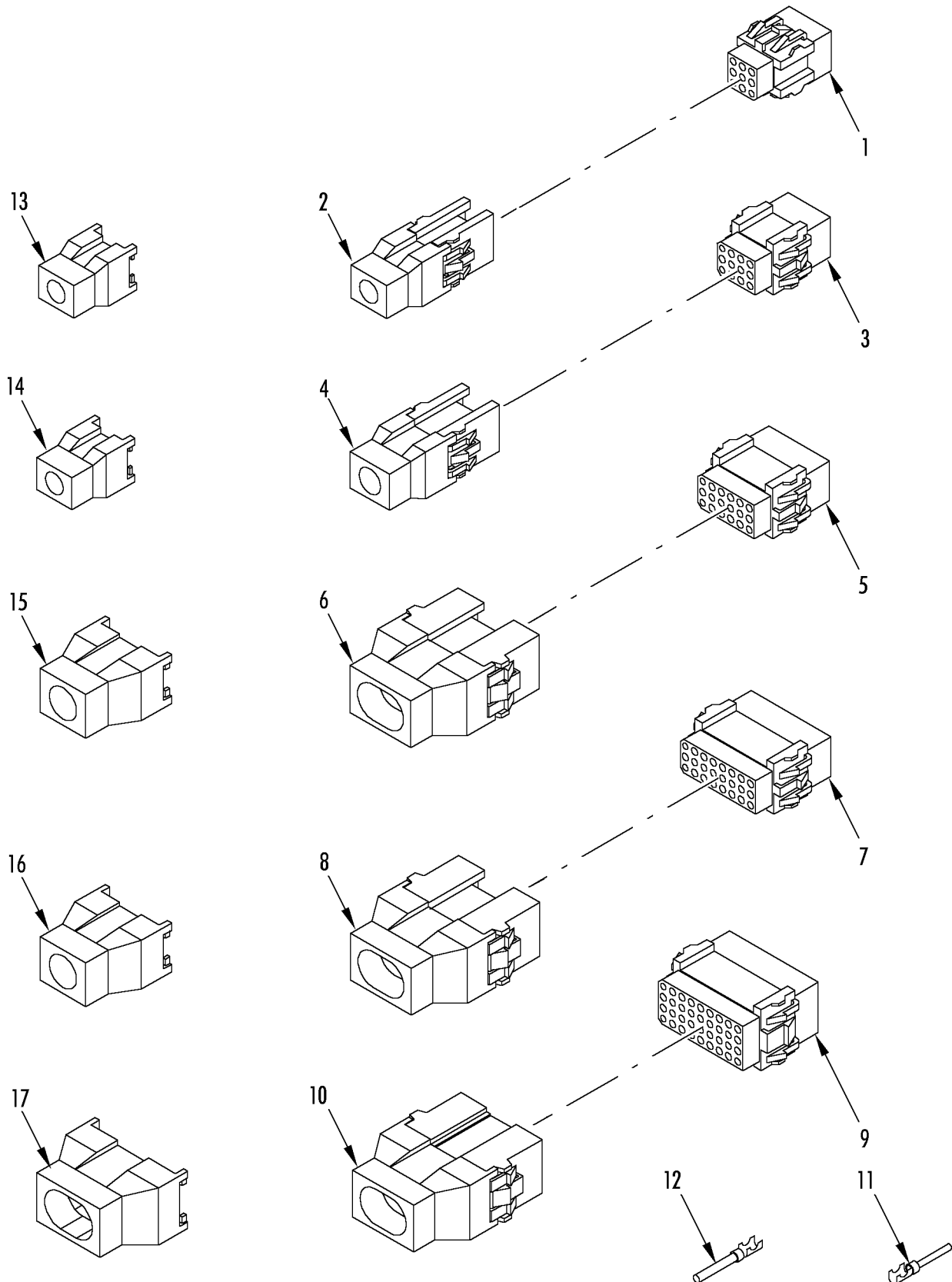


Pin & Socket



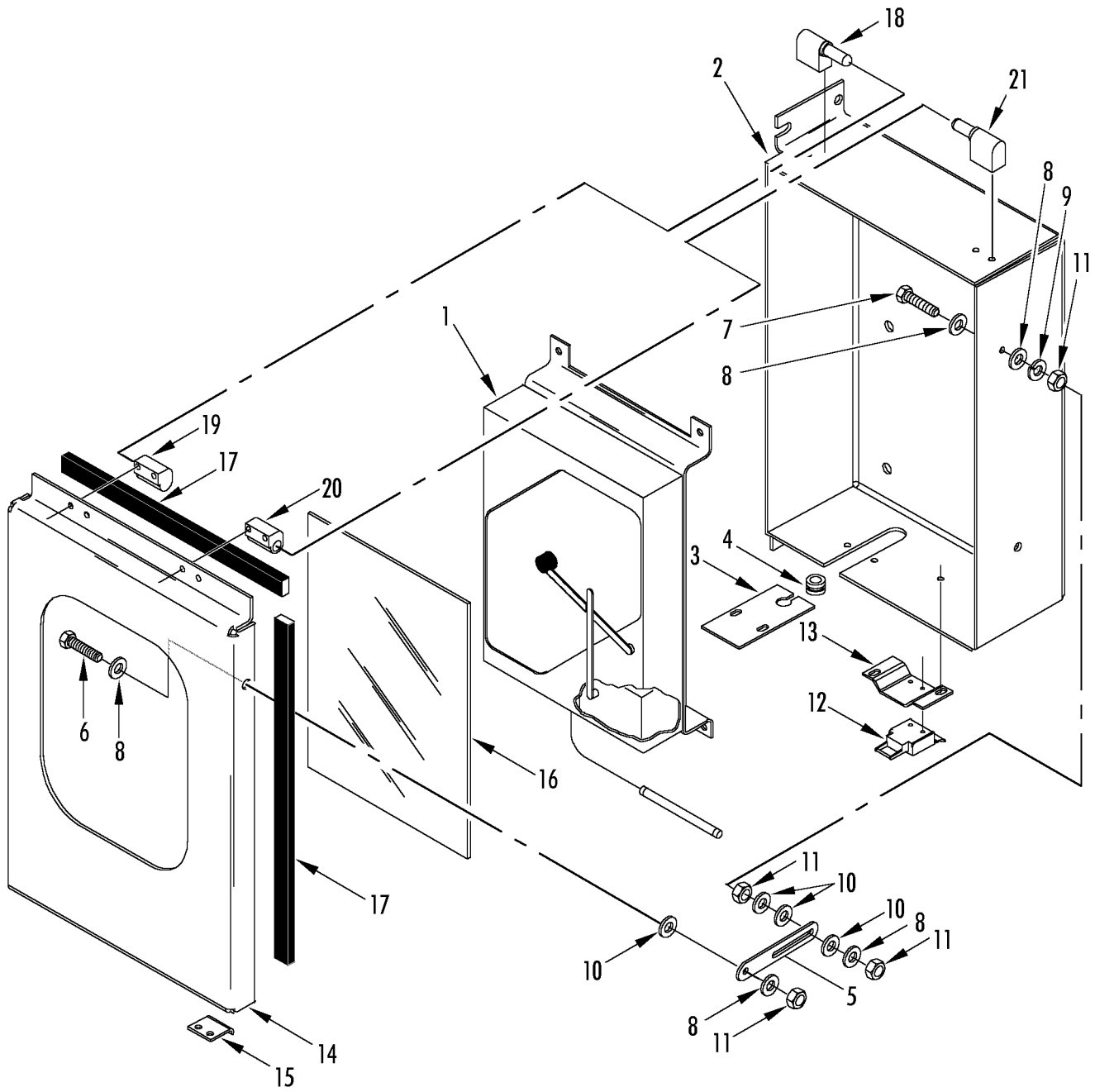


REF	PART#	DESCRIPTION	QTY
1	44-8533	CLAMP - cable (#11 shell)	1
2	44-8535	PLUG (8 pin, 20-24 gauge)	1
3	44-8542	RECEPTACLE (8 pin, 20-24 gauge)	1
4	44-8532	PLUG (9 pin, 20-24 gauge)	1
5	44-9226	RECEPTACLE (9 pin, 20-24 gauge)	1
6	41-1126	CLAMP - cable (#14 shell)	1
7	41-4352	PLUG (5 pin)	1
8	41-1127	CONNECTOR - receptacle (5 pin)	1
9	41-1129	CAP - dust (#14 shell)	1
10	44-8779	CLAMP - cable (#17 shell)	1
11	44-8318	PLUG (3 pin)	1
12	44-8331	RECEPTACLE (3 pin)	1
13	41-1230	CAP - connector (w/ plastic strap)	1
14	41-747	LOCKRING (#17 shell)	1
15	44-8538	CLAMP - cable (#17 shell)	1
16	41-746	PLUG - reverse (9 pin)	1
17	41-743	PLUG - reverse (14 pin)	1
18	44-8783	RECEPTACLE (14 pin)	1
19	44-8537	PLUG (16 pin)	1
20	44-8543	RECEPTACLE (16 pin)	1
21	304-2786	PLUG - circular (16 pin)	1
22	304-2642	CONNECTOR - receptacle (16 pin)	1
23	41-1091	CONNECTOR - plug (28 pin, cab box)	1
24	41-2402	CONNECTOR - plug (reverse, 28 pin)	1
25	41-224	STRAIN RELIEF - connector (14 pin)	1
26	55-7617	CLAMP (#17, 1.25 dia)	1
27	41-225	STRAIN RELIEF - connector (19 pin)	1
28	55-7618	CLAMP (#23, 1.5 dia)	1
29	41-744	PLUG - reverse amp (19 pin)	1
30	41-4353	RECEPTACLE (19 pin)	1
31	41-4354	PLUG (24 pin)	1
32	41-2403	CONNECTOR - receptacle (24 pin)	1
33	41-4355	PLUG (37 pin)	1
34	41-1092	CONNECTOR - receptacle (37 pin)	1
35	41-182	TERMINAL - pin (18 gauge, tin)	A/R
	41-5652	TERMINAL - pin (18 gauge, gold)	A/R
	44-9343	PIN (20-24 gauge)	A/R
36	44-8539	TERMINAL - socket (18 gauge)	A/R
	44-8534	SOCKET (20-24 gauge)	A/R



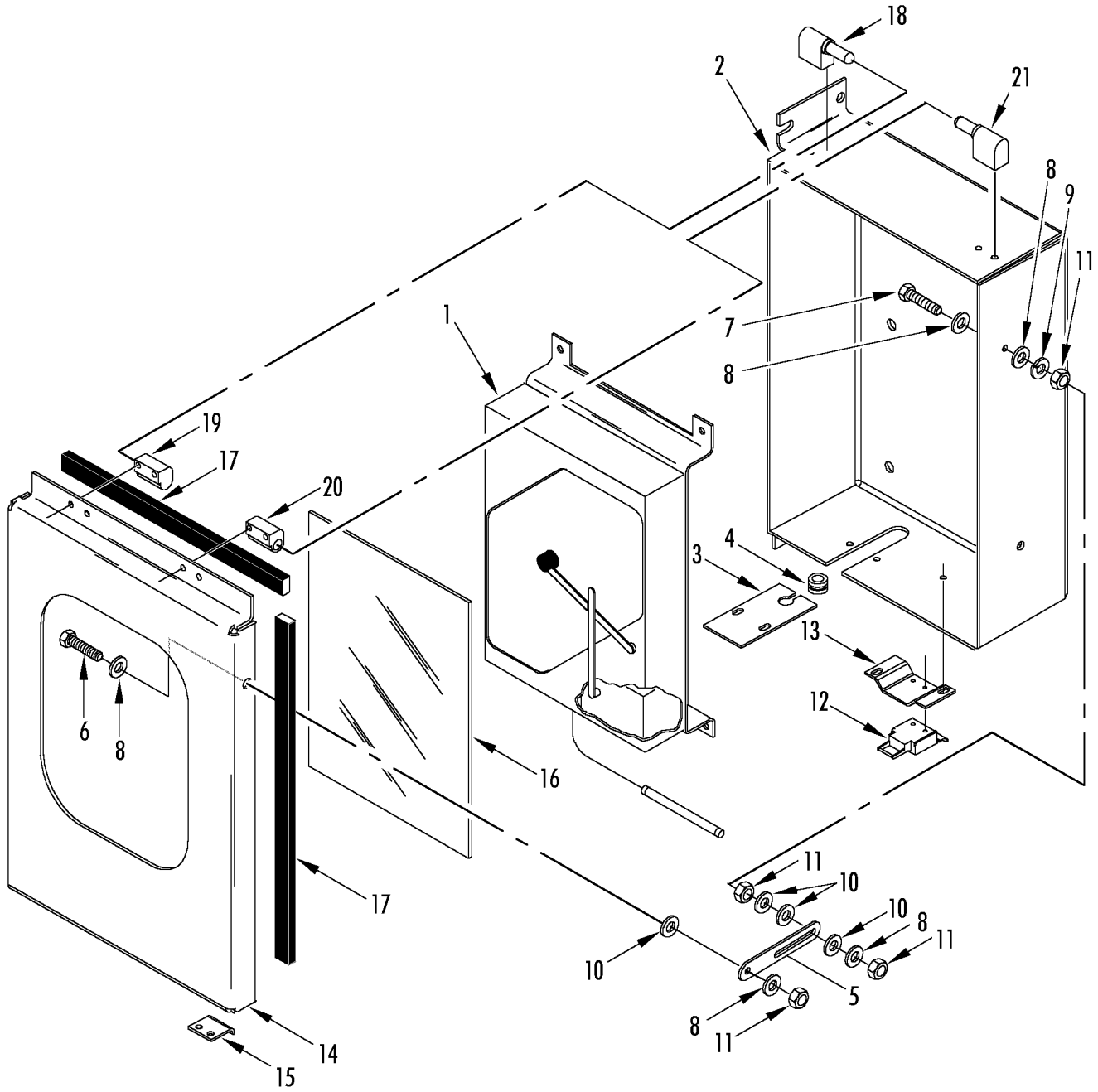


REF	PART#	DESCRIPTION	QTY
1	41-2321	CONNECTOR - plug (9 socket)	1
2	41-2329	CONNECTOR - receptacle (9 socket)	1
3	41-2493	CONNECTOR - plug (12 socket)	1
4	41-2319	CONNECTOR - receptacle (12 pin)	1
5	41-2248	PLUG (18 pin)	1
6	41-2320	CONNECTOR - receptacle (18 pin)	1
7	41-2519	CONNECTOR - plug (24 socket)	1
8	41-2524	RECEPTACLE (24 pin)	1
9	41-4347	PLUG (36 pin)	1
10	41-1946	RECEPTACLE (36 pin)	1
11	41-182	TERMINAL - pin (18 gauge, tin, reel)	1
	41-5652	TERMINAL - pin (18 gauge, gold)	1
12	44-8539	TERMINAL - socket (18 gauge, reel)	1
13	41-1950	STRAIN RELIEF - connector (9 position)	1
14	41-1952	STRAIN RELIEF - connector (12 position)	1
15	41-1951	STRAIN RELIEF - connector (18 position)	1
16	41-4352	COVER - strain relief (24 pin)	1
17	41-1947	STRAIN RELIEF - connector (36 pin)	1





REF	PART#	DESCRIPTION	QTY
1	45-1830	THERMOMETER - recording (31 day, see 147B2)	1
	45-1834	THERMOMETER - 7 day (recording, see 147G13)	1
	55-7172	SCREW - recorder	4
	55-6996	LOCKWASHER	4
	55-6995	FLATWASHER	4
2	91-8705	BOX - recorder	1
	55-7341	SCREW - box	4
	55-6988	FLATWASHER	4
	55-8953	WASHER (nylon)	4
3	91-4218	PLATE - box (bottom)	1
	55-7340	SCREW - plate	2
	55-7033	FLATWASHER	4
	55-7404	LOCKWASHER	2
	55-7354	NUT	2
4	33-451	GROMMET	1
5	99-7230	GUIDE - latch	1
6	55-7169	SCREW - guide (12 mm)	1
7	55-8720	SCREW - guide (25 mm)	1
8	55-7033	FLATWASHER	4
9	55-7404	LOCKWASHER	1
10	55-9444	WASHER - insulating (nylon)	4
11	55-7034	NUT	4
12	91-5005	LATCH - cover	1
	55-2988	RIVET - latch	2
13	91-5006	BRACKET - latch	1
	55-7340	SCREW - bracket	2
	55-7033	FLATWASHER	4
	55-7404	LOCKWASHER	2
	55-7354	NUT	2
14	98-5532	COVER - recorder (incl items 15, 16 & 17)	1
15	91-5007	• PLATE - keeper	1
	55-2988	• RIVET - plate	2
16	91-8707	• WINDOW	1
17	33-3008	• GASKET - cover	4
	91-4219	HINGE SET - left	1
18	91-8708	• HINGE - right (w/ pin)	1
19	91-8725	• HINGE - right (w/o pin)	1
	55-7169	SCREW - hinge	8
	55-7033	FLATWASHER	8
	55-7404	LOCKWASHER	8
	91-4220	HINGE SET - right	1



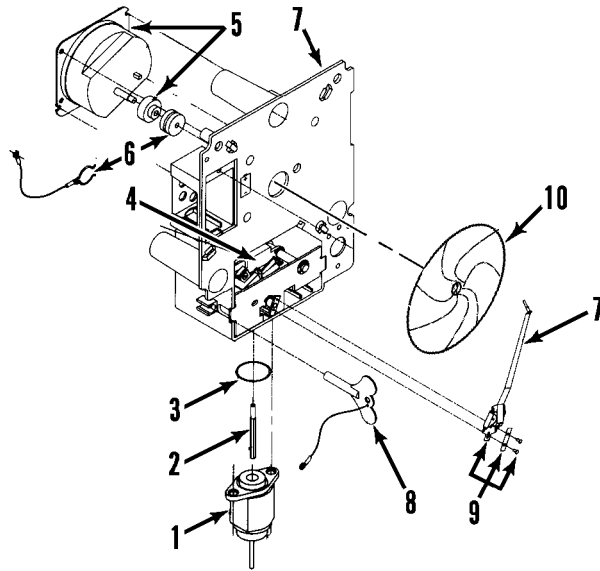
Revised
8/30/05

RECORDING THERMOMETER (OPTION 098025)



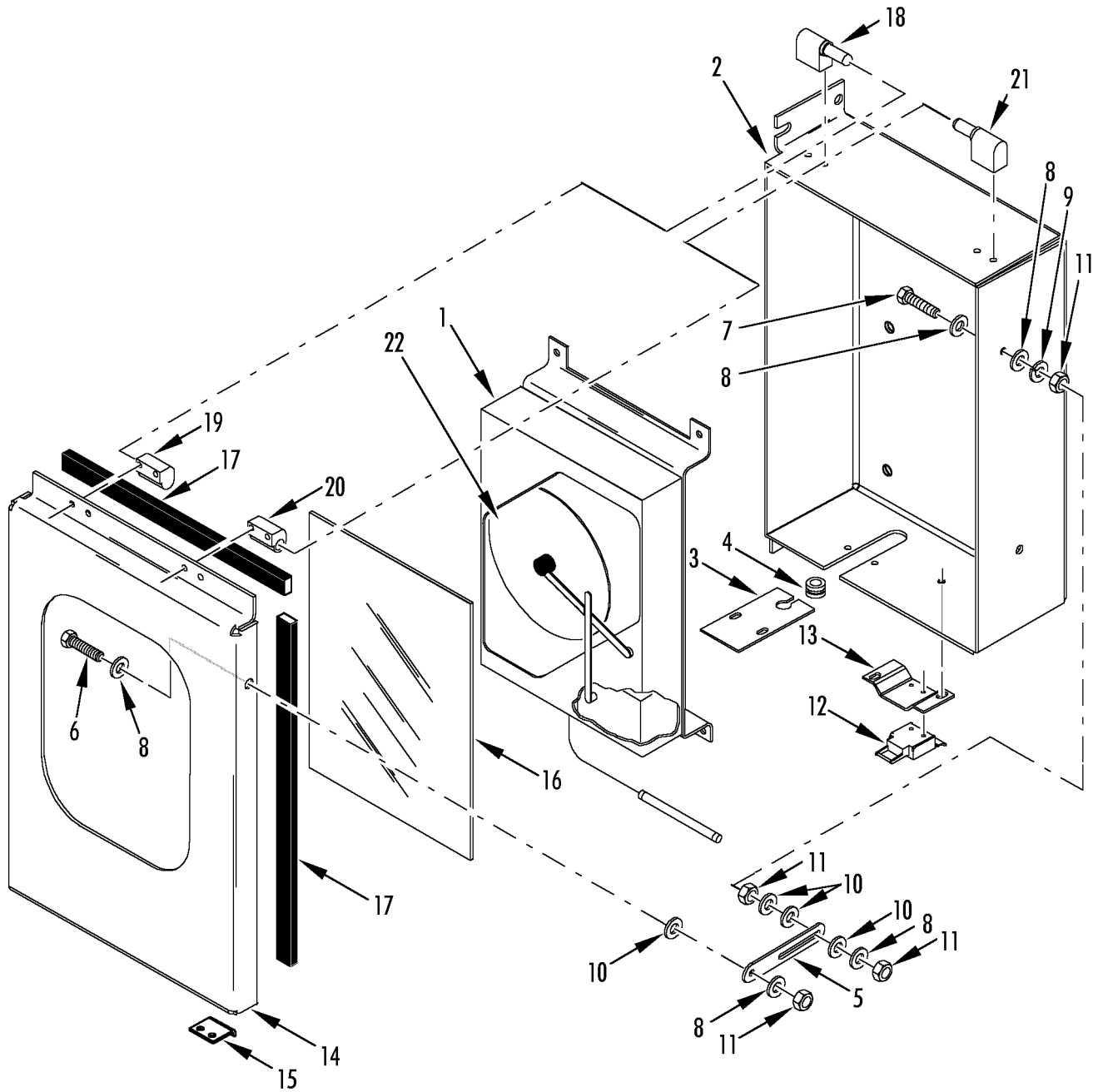
147A4

REF	PART#	DESCRIPTION	QTY
20	91-8709	• HINGE - left (w/ pin)	1
21	91-8726	• HINGE - left (w/o pin)	1



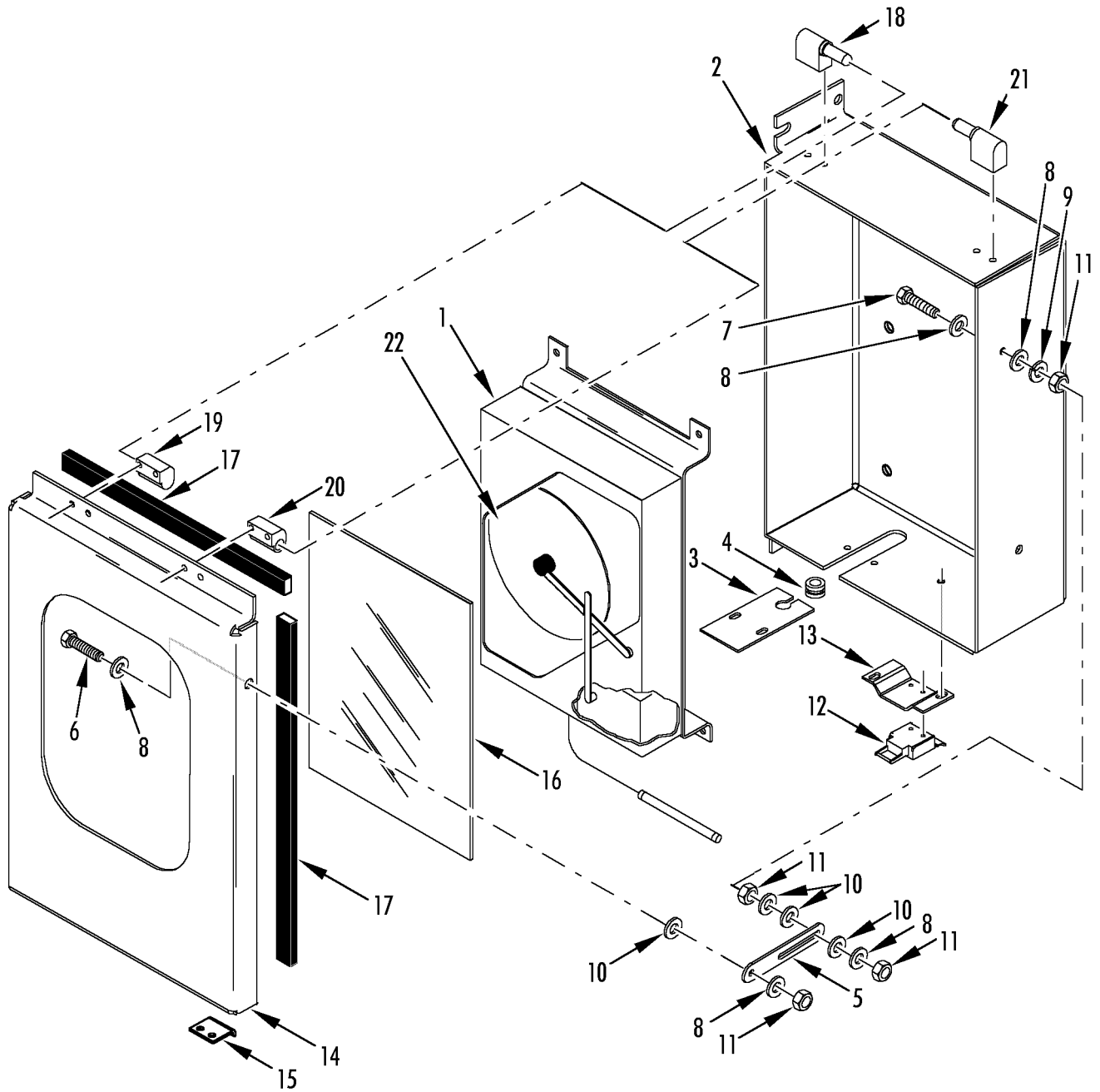


REF	PART#	DESCRIPTION	QTY
	45-1830	THERMOMETER (31 day, F)	1
1	44-5644	• ELEMENT - thermo (1/2 od, 7.5 in lg bulb, 10 ft capillary)	1
	44-2339	• ELEMENT - thermo (3/8 od, 14 in lg bulb, 10 ft capillary)	1
2	91-8217	• ROD - push	1
3	33-2962	• O-RING	1
4	41-2216	• MECHANISM	1
5	44-2966	• DRIVE - chart (31 day)	1
6	91-2209	• NUT, CLIP & CORD	1
7	41-2218	• PLATEN	1
8	55-8955	• KEY - winding	1
9	91-2205	• KIT - stylus	1
10	203-180	CHART (31 day, -20 to +85 Fahrenheit, box of 50)	1





REF	PART#	DESCRIPTION	QTY
1	45-1830	THERMOMETER - recording (31 day, Partlow, 098025, see 147B2)	1
	45-1831	THERMOMETER - recording (31 day, Saginomiya, battery, 098026, see 147B9)	1
	45-1832	THERMOMETER - recording (31 day, Saginomiya, AC power, 098030, see 147B9)	1
	55-7172	SCREW - recorder	4
	55-6996	LOCKWASHER	4
	55-6995	FLATWASHER	4
2	91-8705	BOX - recorder	1
	55-7341	SCREW - box	4
	55-6988	FLATWASHER	4
	55-8953	WASHER (nylon)	4
3	91-4218	PLATE - box (bottom)	1
	55-7340	SCREW - plate	2
	55-7033	FLATWASHER	4
	55-7404	LOCKWASHER	2
	55-7354	NUT	2
4	33-451	GROMMET	1
5	99-7230	GUIDE - latch	1
6	55-7169	SCREW - guide (12 mm)	1
7	55-8720	SCREW - guide (25 mm)	1
8	55-7033	FLATWASHER	4
9	55-7464	LOCKWASHER	1
10	55-9444	WASHER - insulating (nylon)	4
11	55-7034	NUT	4
12	91-5005	LATCH - cover	1
	55-2988	RIVET - latch	2
13	91-5006	BRACKET - latch	1
	55-7340	SCREW - bracket	2
	55-7033	FLATWASHER	4
	55-7404	LOCKWASHER	2
	55-7354	NUT	2
14	98-5532	COVER - recorder (incl items 15, 16 & 17)	1
15	91-5007	PLATE - keeper	1
	55-2988	RIVET - plate	2
16	91-8707	WINDOW	1
17	33-3008	GASKET - cover	4
	91-4219	HINGE SET - left	1
18	91-8708	• HINGE - right (w/ pin)	1
19	91-8725	• HINGE - right (w/o pin)	1
20	91-8709	• HINGE - left (w/ pin)	1



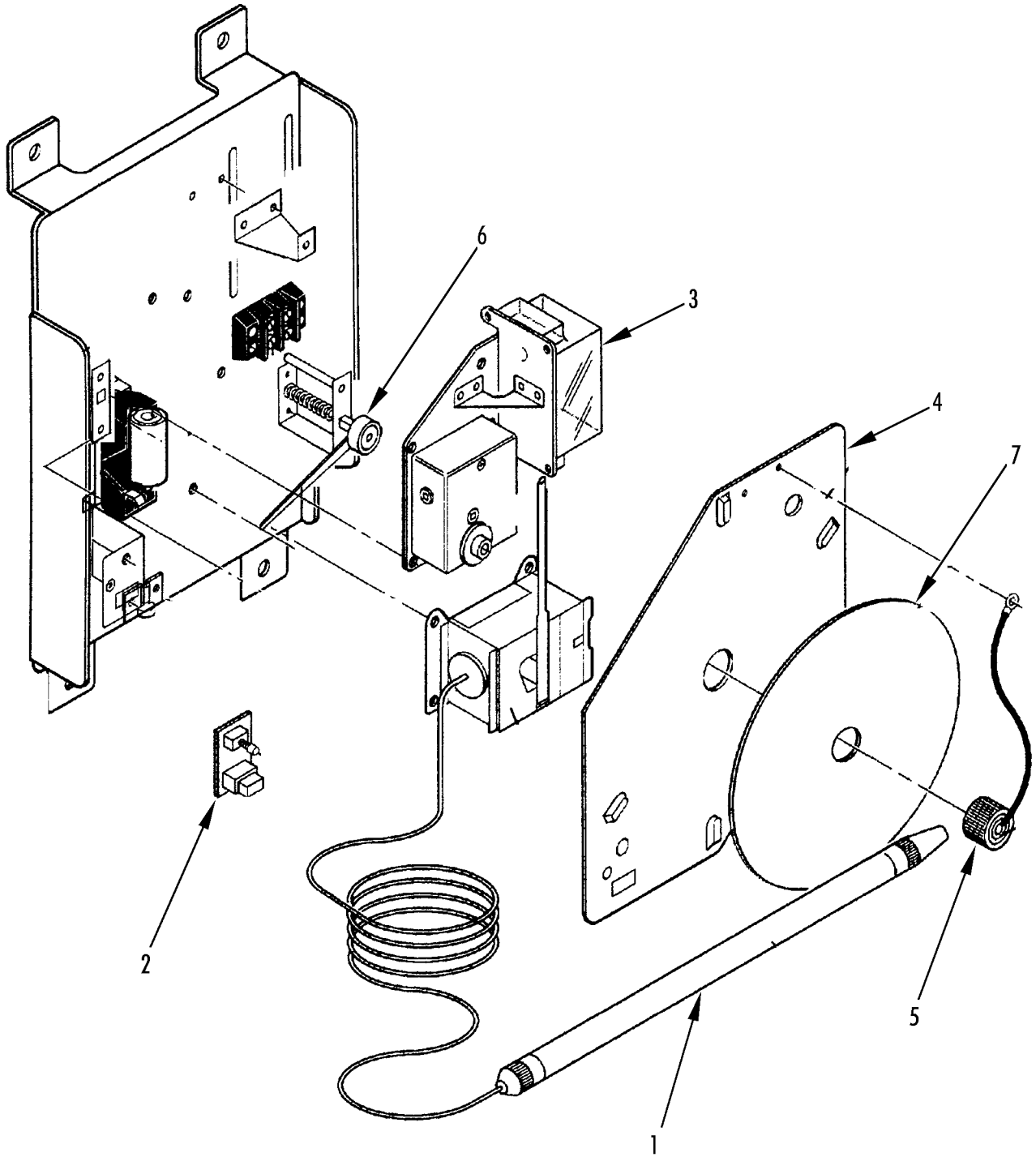
Revised
3/1/06

**RECORDING THERMOMETER (OPTION 098026 &
098030)**



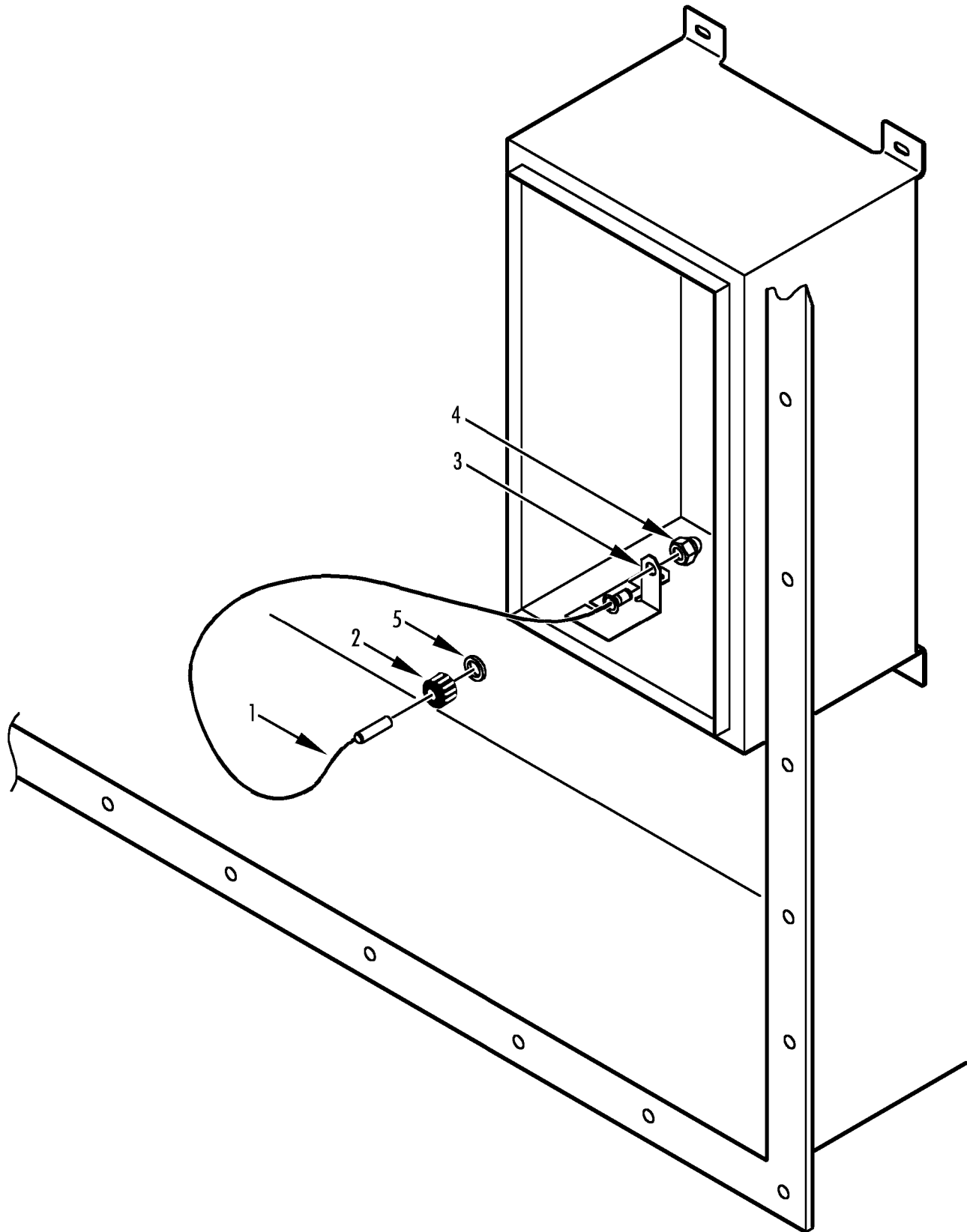
147B8

REF	PART#	DESCRIPTION	QTY
21	91-8726	• HINGE - left (w/o pin)	1
	55-7169	SCREW - hinge	8
	55-7033	FLATWASHER	8
	55-7404	LOCKWASHER	8
	91-4220	HINGE SET - right	1
22	203-180	CHART (31 day, -20 to +80 F, box of 50)	1
	203-252	CHART (31 day, -30 to +25 C, box of 50)	1
	203-219	CHART (31 day, -25 to +25 C, box of 50)	1



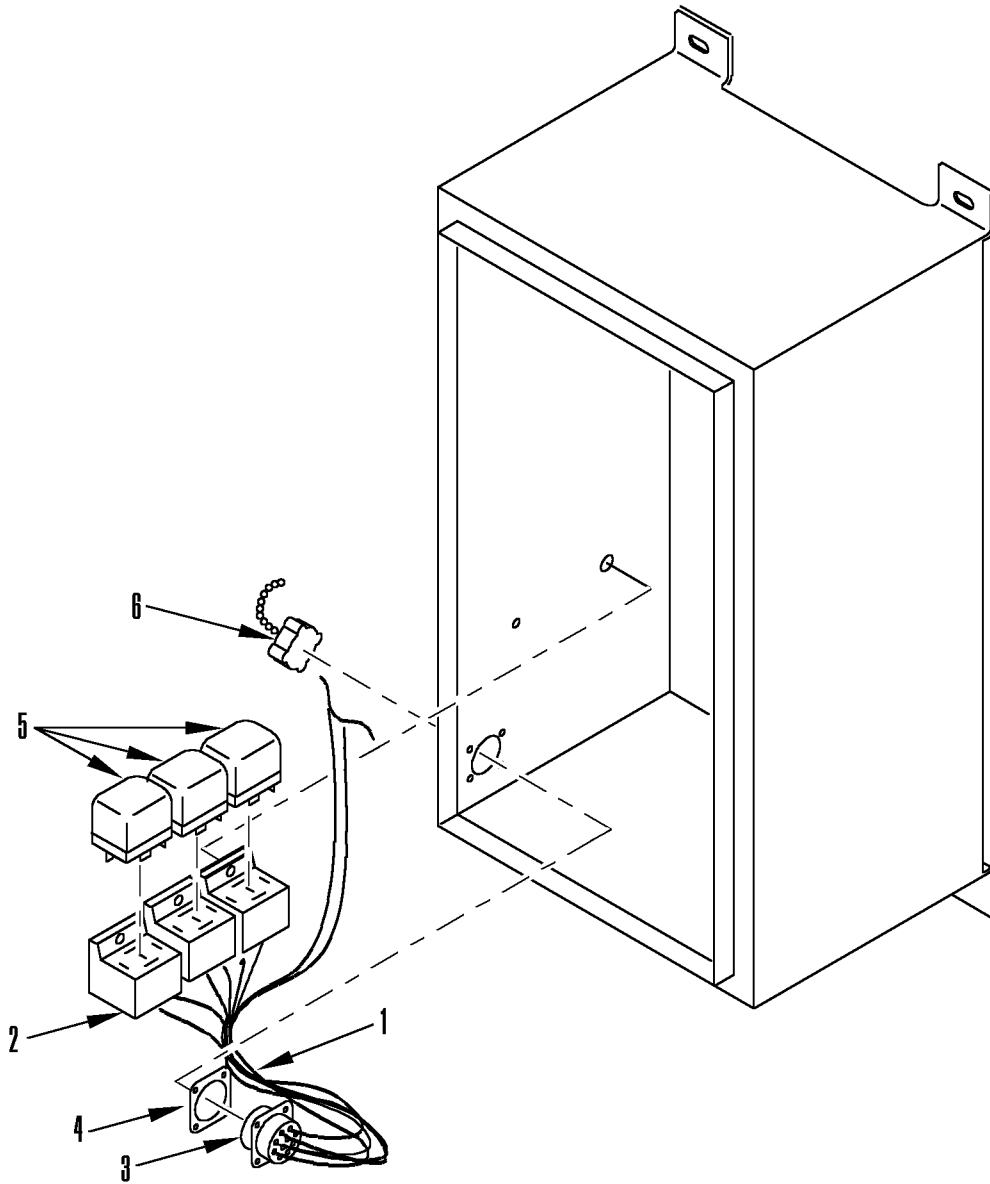


REF	PART#	DESCRIPTION	QTY
	45-1831	THERMOMETER - recording (Saginomiya, 31 day battery)	1
	45-1832	THERMOMETER - recording (Saginomiya, 31 day, AC power)	1
1	44-9780	• ELEMENT	1
2	44-9781	• INDICATOR - volt	1
3	44-7782	• TIMER	1
4	509-911	• PLATE - recorder	1
5	505-390	• NUT - chart	1
6	41-4382	ARM - pen lift	1
7	203-180	CHART (31 day, -20 to +85 Fahrenheit, box of 50)	1
	203-252	CHART (31 day, -30 to +25 C, box of 50)	1
	203-219	CHART (31 day, -25 to +25 C, box of 50)	1



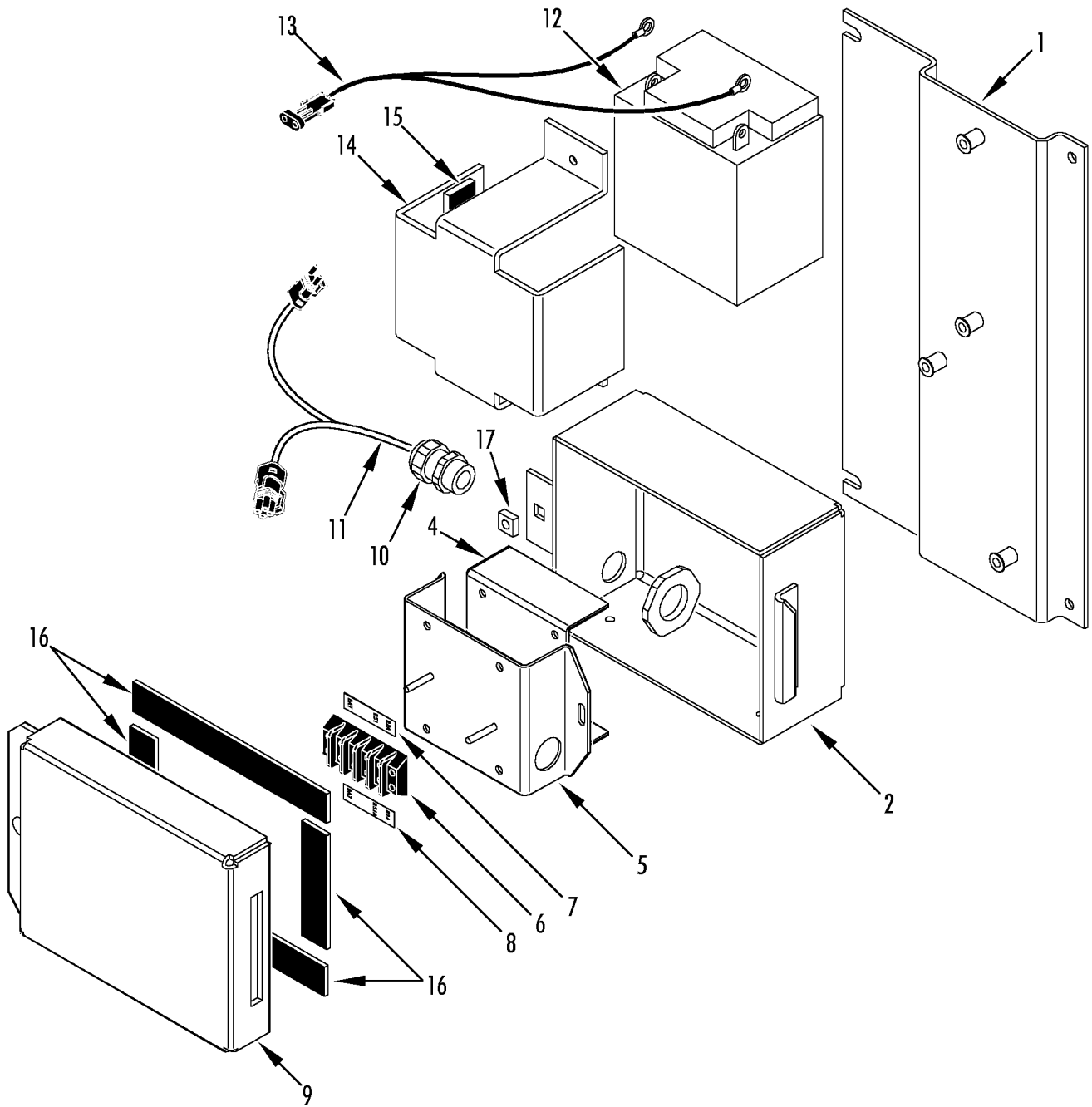


REF	PART#	DESCRIPTION	QTY
1	204-209	LEAD - thermistor	1
2	91-8702	CAP - probe	1
3	91-8703	BRACKET - lead	1
4	44-5114	POST - binding	1
5	33-2960	GASKET	1



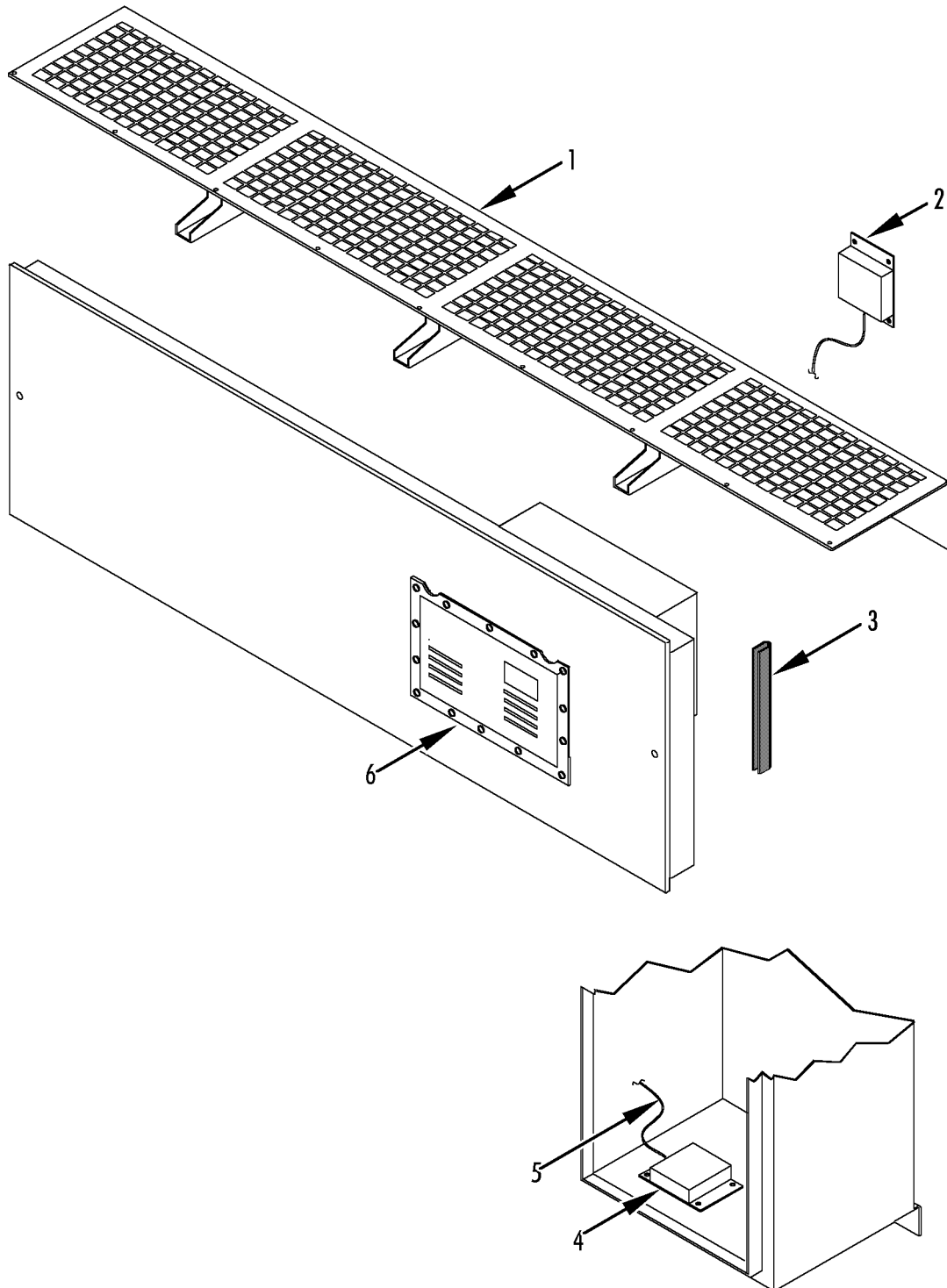


REF	PART#	DESCRIPTION	QTY
1	41-2556	HARNESS - remote monitor	1
2	44-5537	• SOCKET - relay	1
3	44-6822	• SOCKET - monitor	1
	55-8382	SCREW - relay socket	6
	55-8410	FLATWASHER	12
	55-9057	LOCKWASHER	6
	55-7749	NUT	6
	55-9174	RIVET - monitor socket	4
	55-8410	WASHER	4
4	33-2630	GASKET - socket	1
5	41-896	RELAY - mini	3
6	92-206	CAP - dust	1



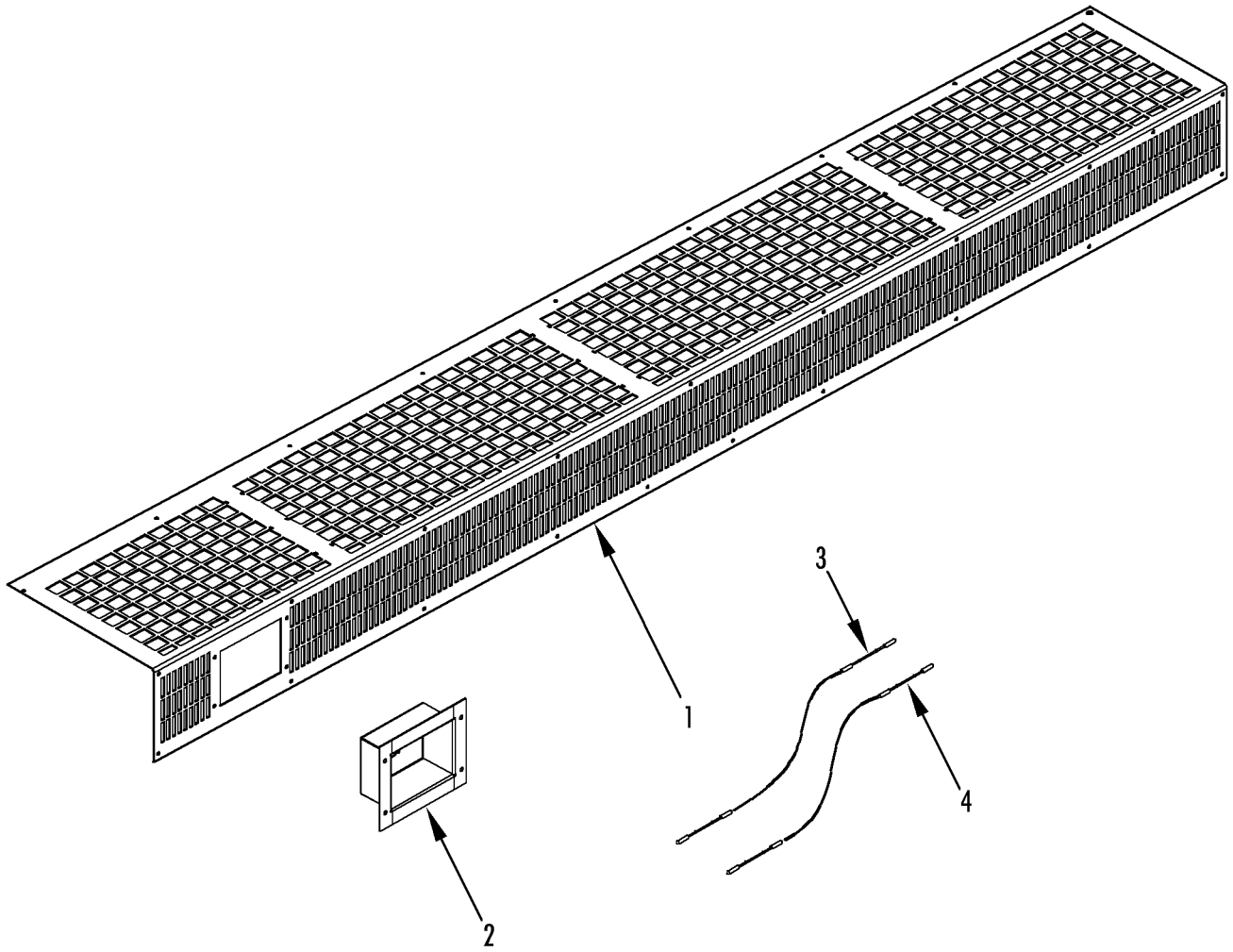


REF	PART#	DESCRIPTION	QTY
1	91-8710	BRACKET - battery charger	1
	55-7752	SCREW - bracket	4
	55-6995	FLATWASHER	4
	55-8877	WASHER (nylon)	4
2	91-8711	BOX - battery charger	1
	55-6994	SCREW - box	2
	55-6996	LOCKWASHER	2
	55-6995	FLATWASHER	2
3	55-8720	SCREW - ground	1
	55-3008	WASHER - sealing	1
	55-7370	LOCKWASHER	2
	55-7033	FLATWASHER	1
	55-7367	NUT	2
4	44-6591	CHARGER - battery	1
5	91-8712	BRACKET - battery charger	1
	55-7034	NUT - bracket	2
	55-7033	FLATWASHER	2
6	44-5534	BOARD - terminal	1
	55-7665	NUT - board	2
	55-7368	FLATWASHER	2
7	91-6202	NAMEPLATE	1
8	91-6205	NAMEPLATE	1
9	91-8713	COVER - box	1
	55-7035	SCREW - cover	1
	55-6995	FLATWASHER	1
	55-7479	WASHER - special	1
10	55-5111	CONNECTOR - harness grip	1
11	40-534	HARNESS - battery charger	1
12	203-525	BATTERY (12V)	1
13	44-5835	• CONNECTOR - harness	1
14	91-8714	BRACKET - battery	1
	55-7752	SCREW - bracket	2
	55-6995	FLATWASHER	2
	55-8877	WASHER (nylon)	2
15	99-6968	STRIP - sealing (0.12 x 1 x 50 ft)	A/R
	99-8562	STRIP - gasket (battery, 3/8 thk x 25 ft)	A/R
16	99-8986	STRIP - gasket (cover, 25 ft)	A/R
17	55-6997	NUT - captive	1



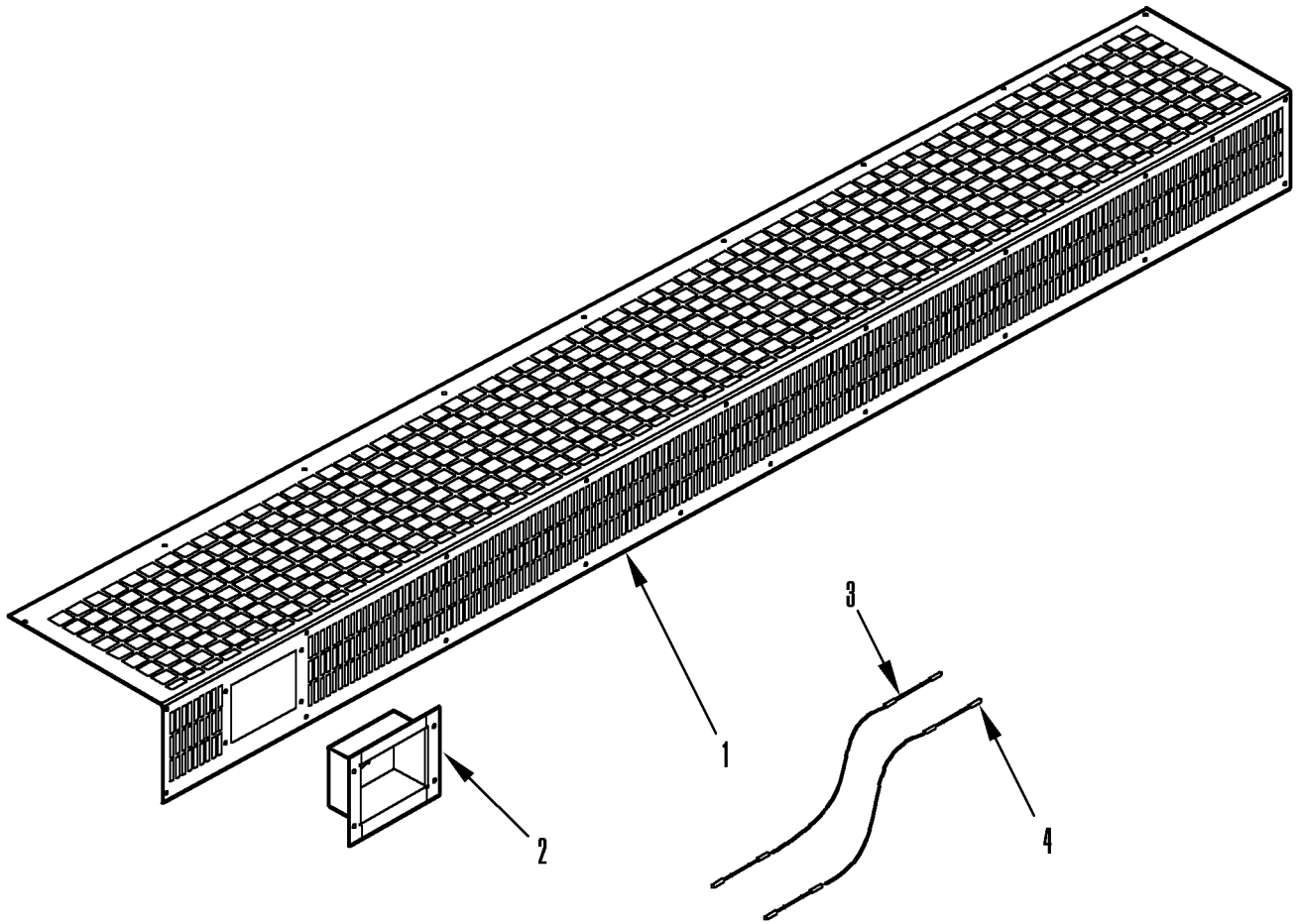


REF	PART#	DESCRIPTION	QTY
1	98-5320	GRILLE - evaporator	1
2	91-8715	BOX - Transfresh	1
	55-2264	RIVET - box	4
3	33-3043	GASKET - rub strip	1
4	41-2537	TRANSFORMER	1
5	41-2538	HARNESS	1
6	NSS	DOOR - assembly (not available from Thermo King)	1



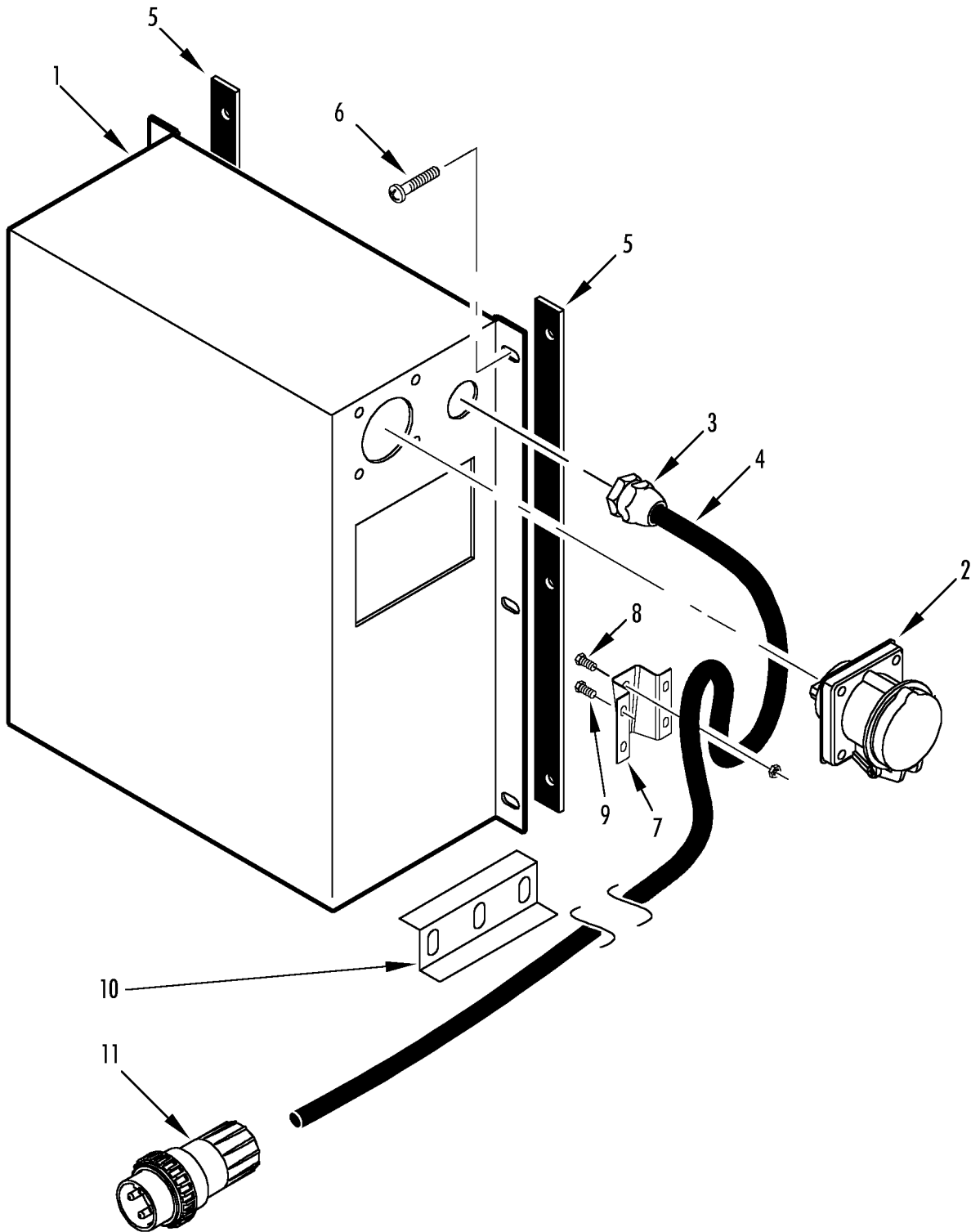


REF	PART#	DESCRIPTION	QTY
1	98-5320	GRILLE - evaporator	1
2	91-8715	BOX - Transfresh	1
	55-7713	RIVET - box	4
3	41-2554	CABLE - Transfresh (red bandwrap, 160 in lg)	1
4	41-2555	CABLE - Transfresh (green bandwrap, 120 in lg)	1



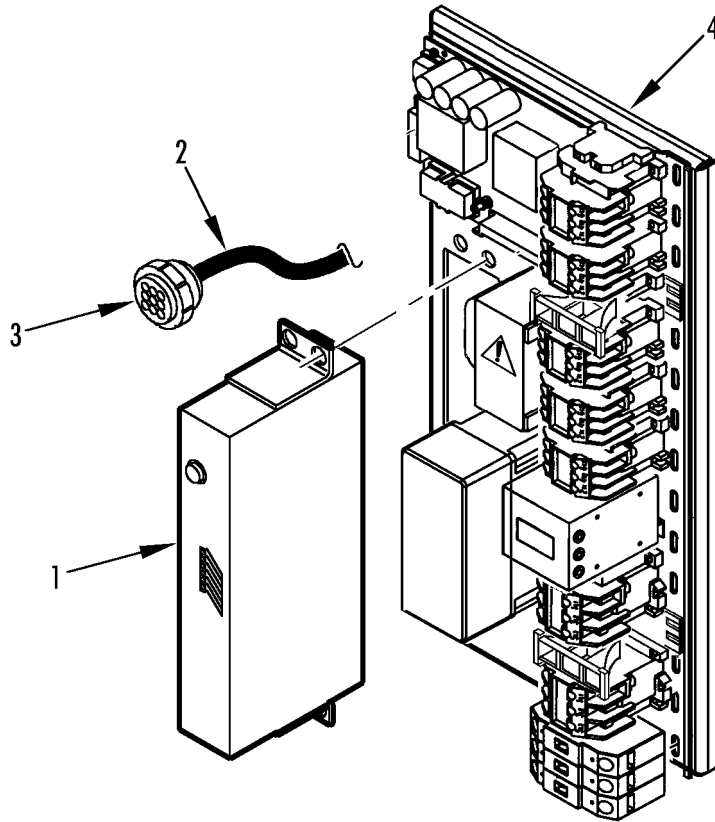


REF	PART#	DESCRIPTION	QTY
1	98-5523	GRILLE - evaporator	1
2	91-8715	BOX - Transfresh	1
	55-7713	RIVET - box	4
3	41-2554	CABLE - Transfresh (red bandwrap, 160 in lg)	1
4	41-2555	CABLE - Transfresh (green bandwrap, 120 in lg)	1



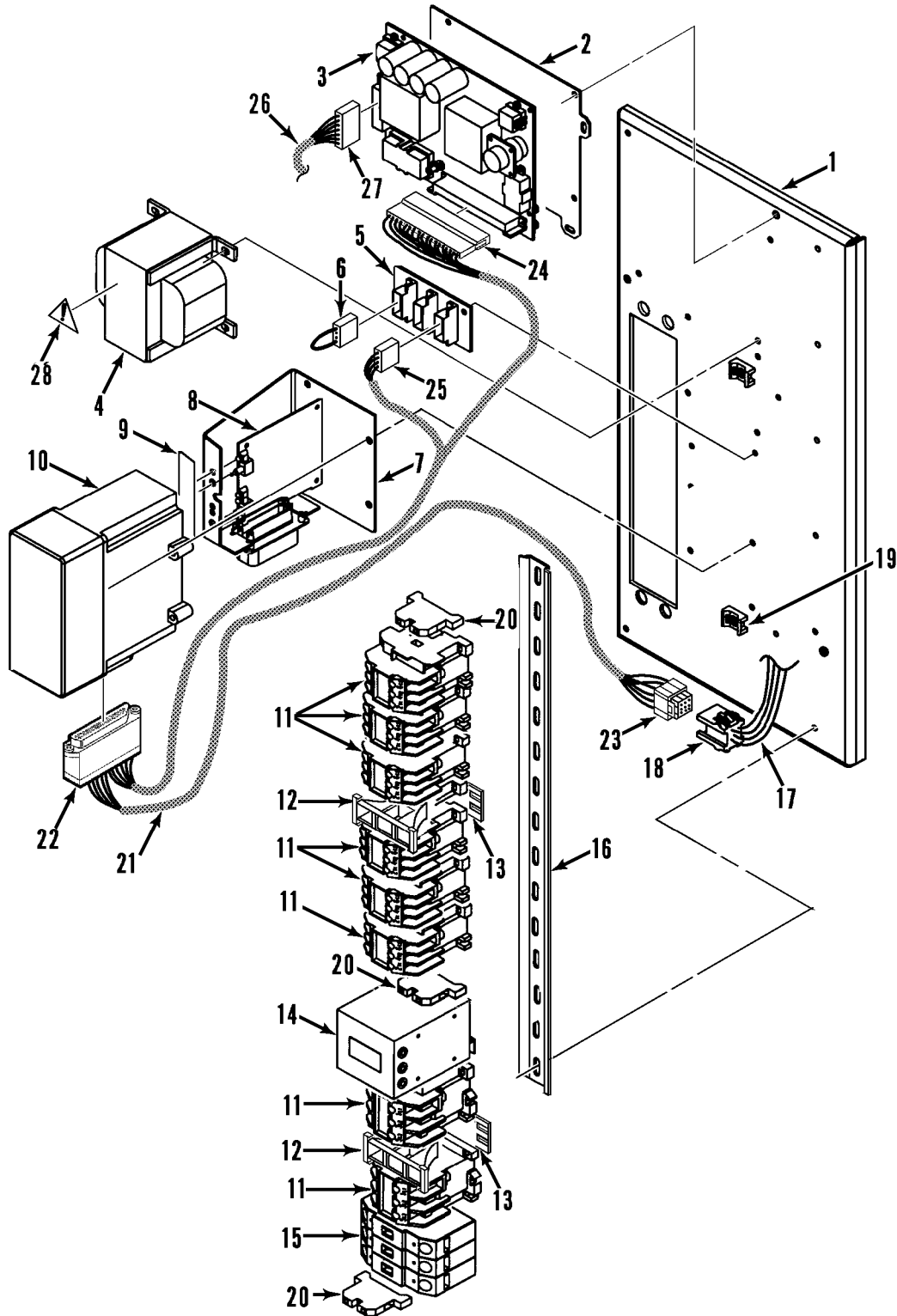



REF	PART#	DESCRIPTION	QTY
1	45-1859	TRANSFORMER	1
2	41-1977	RECEPTACLE - power (32 amp, 440V)	1
	55-2995	• SCREW - receptacle	4
	55-2964	• LOCKWASHER	2
	55-2001	• FLATWASHER	2
3	55-5919	• CONNECTOR - grip	1
	55-2636	• NUT - connector	1
4	41-3083	• CABLE - power (69 ft)	1
5	91-9508	INSULATOR	2
6	55-7341	SCREW - transformer	2
	55-8891	SCREW - transformer	4
	55-7085	FLATWASHER	6
	55-7342	LOCKWASHER	6
7	91-6988	BRACKET - cable restraint (current units)	1
8	55-9164	SCREW - cable	1
	55-7357	FLATWASHER	1
	55-7344	NUT	1
9	55-7172	SCREW - bracket	4
	55-7075	FLATWASHER	4
	55-7170	LOCKWASHER	4
10	91-3238	BRACKET - cable (early units)	1
	55-7172	SCREW - bracket	3
	55-6995	FLATWASHER	6
	55-7042	NUT	3
11	44-3828	PLUG - power (50 amp)	1
	44-5133	PLUG - power (60 amp, orange)	1
	41-3429	PLUG - power (50 amp, blue)	1
	33-2482	BUSHING - plug	1



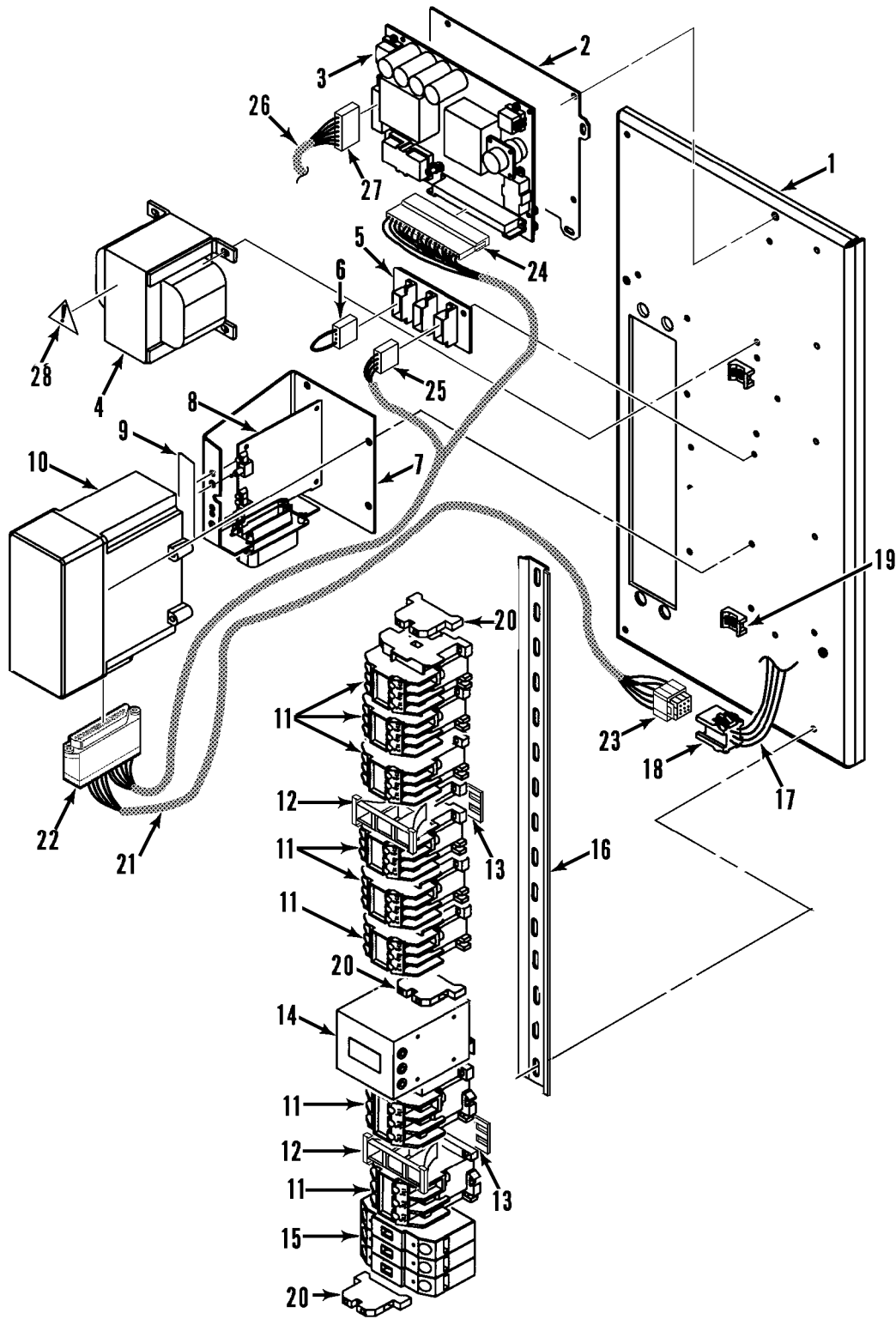


REF	PART#	DESCRIPTION	QTY
1	41-2629	MODEM - RMM	1
	55-7862	SCREW - modem	4
	55-7369	LOCKWASHER	4
	55-7697	FLATWASHER	4
2	41-4208	HARNESS - RMM modem	1
3	41-1266	PLUG - circular (13-9)	1
	44-6381	CONNECTOR (1 pin, female)	2
4	91-8662	PANEL - high voltage	1





REF	PART#	DESCRIPTION	QTY
1	91-8662	PANEL - high voltage	1
2	91-8147	BRACKET - power module	1
	55-7862	SCREW - bracket	3
	55-7369	LOCKWASHER	4
	55-7031	LOCKWASHER (internal tooth)	1
3	45-1806	MODULE - power (see 145F1)	1
	55-9195	SCREW - module	5
	55-8987	LOCKWASHER (internal tooth)	5
	55-8410	FLATWASHER	5
	91-8415	NAMEPLATE - fuses	1
4	41-2129	TRANSFORMER	1
	55-7698	LOCKWASHER	4
	55-7031	FLATWASHER	3
5	41-2208	TAP - thermo bus	1
	55-7367	NUT	5
	55-7370	LOCKWASHER	7
6	41-2209	TERMINATOR	1
7	91-8661	BRACKET - emergency bypass	1
8	41-2210	PC BOARD - emergency bypass	1
	99-7849	STRIP - gasket (25 ft)	A/R
	55-8723	SCREW - bracket	4
9	91-8538	NAMEPLATE - emergency bypass	1
10	45-1711	MODULE - mP-D output	1
11	41-2446	CONTACTOR	8
12	44-8813	INTERLOCK	2
13	41-2520	SPACER - contactor	2
14	41-2401	MODULE - current sense	1
15	41-2521	BREAKER - circuit	1
16	91-8204	RAIL - din	1
	55-7862	SCREW - rail	6
	55-7369	LOCKWASHER	2
	55-7697	FLATWASHER	2
17	41-2690	HARNESS - contactor	1
18	41-2319	• CONNECTOR - receptacle (12 pin)	1
19	99-6093	MOUNT - cable tie	2
	55-2864	RIVET - mount	2
	55-2332	BANDWRAP	18
20	91-8737	BLOCK - grounding	4
21	41-2689	HARNESS - output module	1
22	41-2407	• PLUG (35 pin)	1
23	41-2493	• PLUG (12 socket)	1
24	41-2492	• CONNECTOR - receptacle (16 pin)	1



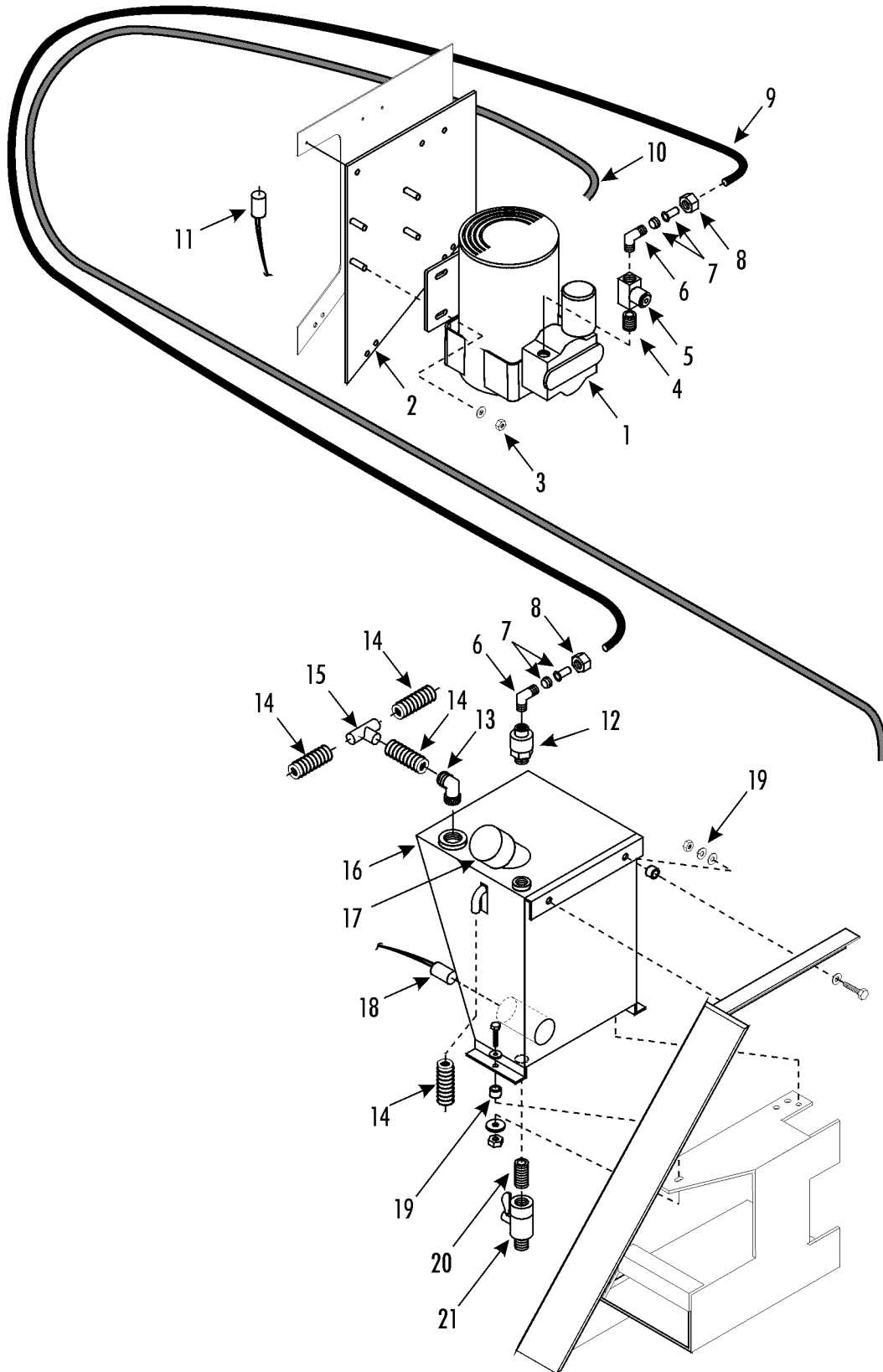
Revised
7/9/02

HIGH VOLTAGE TRAY - HUMIDITY (OPTION 098036)



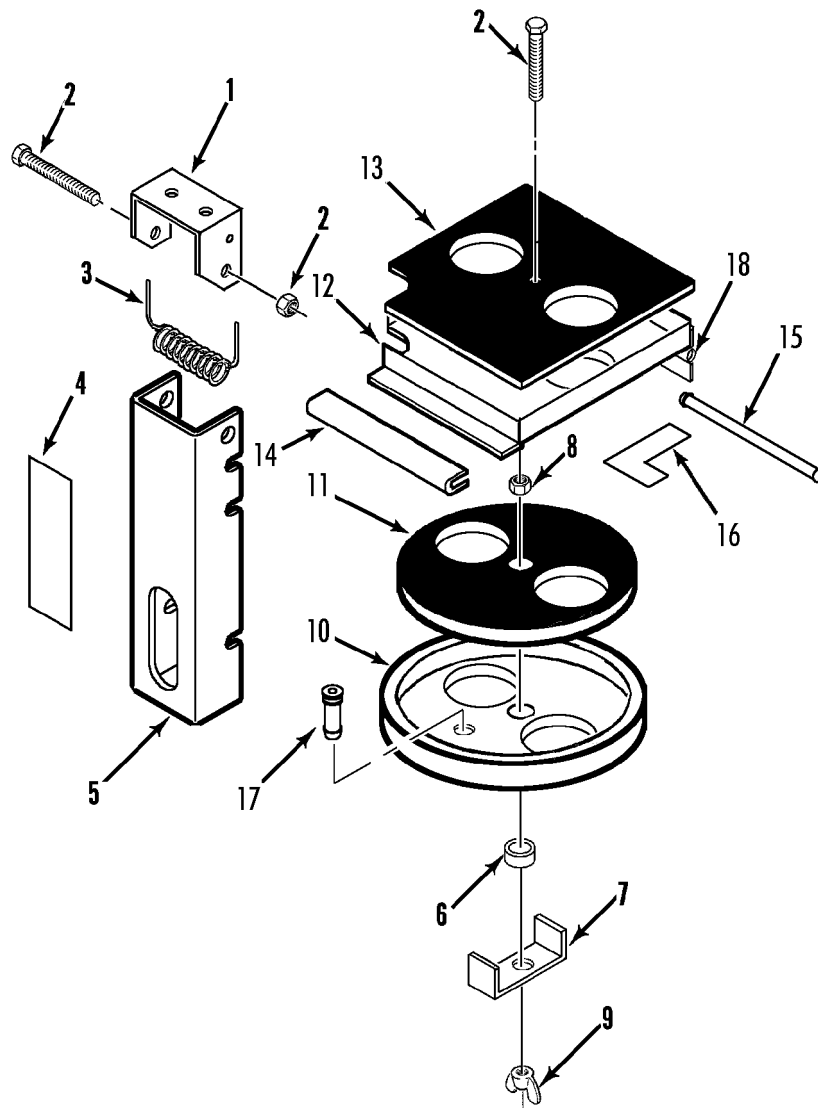
149B1

REF	PART#	DESCRIPTION	QTY
25	41-2249	• PLUG (3 socket)	1
26	41-2689	HARNESS - output module	1
27	41-2495	• CONNECTOR - plug (6 socket)	1
	41-2494	• CONNECTOR - receptacle (6 pin)	1
28	99-7834	NAMEPLATE - Caution	1



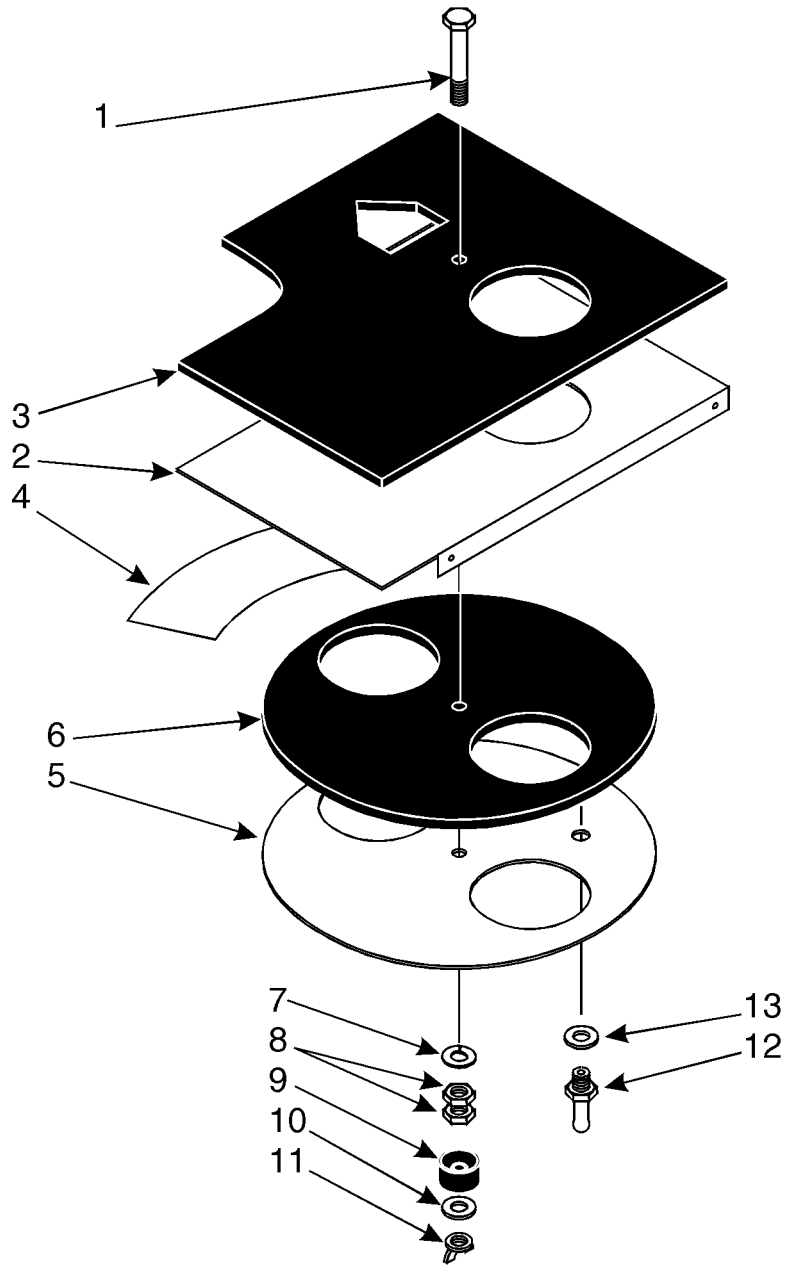


REF	PART#	DESCRIPTION	QTY
1	11-9085	COMPRESSOR - humidity	1
2	91-9002	PLATE - compressor	1
3	55-7339	NUT - compressor	4
	55-7085	FLATWASHER	4
4	55-2561	NIPPLE - compressor to nozzle	1
5	11-9084	NOZZLE - liquid spray	1
6	11-4860	ELBOW - hose (1/4)	2
7	10-243	KIT - sleeve & eyelet (1/4)	2
8	11-4841	NUT - hose (1/4)	2
9	11-4367	HOSE - supply & over flow (1/4 od x 35 ft lg)	A/R
10	41-3117	HARNESS - humidity compressor	2
11	41-5635	SENSOR - humidity	1
12	91-9003	FILTER	1
	91-6236	SCREEN	1
	91-6237	ADAPTER - outlet	1
13	55-6905	FITTING - barb (1/2 mpt, poly)	1
14	11-8983	HOSE - drain	2
15	55-9208	CONNECTOR - T-hose	1
16	11-9082	TANK - humidity	1
17	11-9083	CAP - tank	1
18	41-2691	HARNESS - tank heater	1
19	55-9149	SPACER - tank	4
20	55-4359	NIPPLE	1
21	55-7151	DRAIN COCK	1



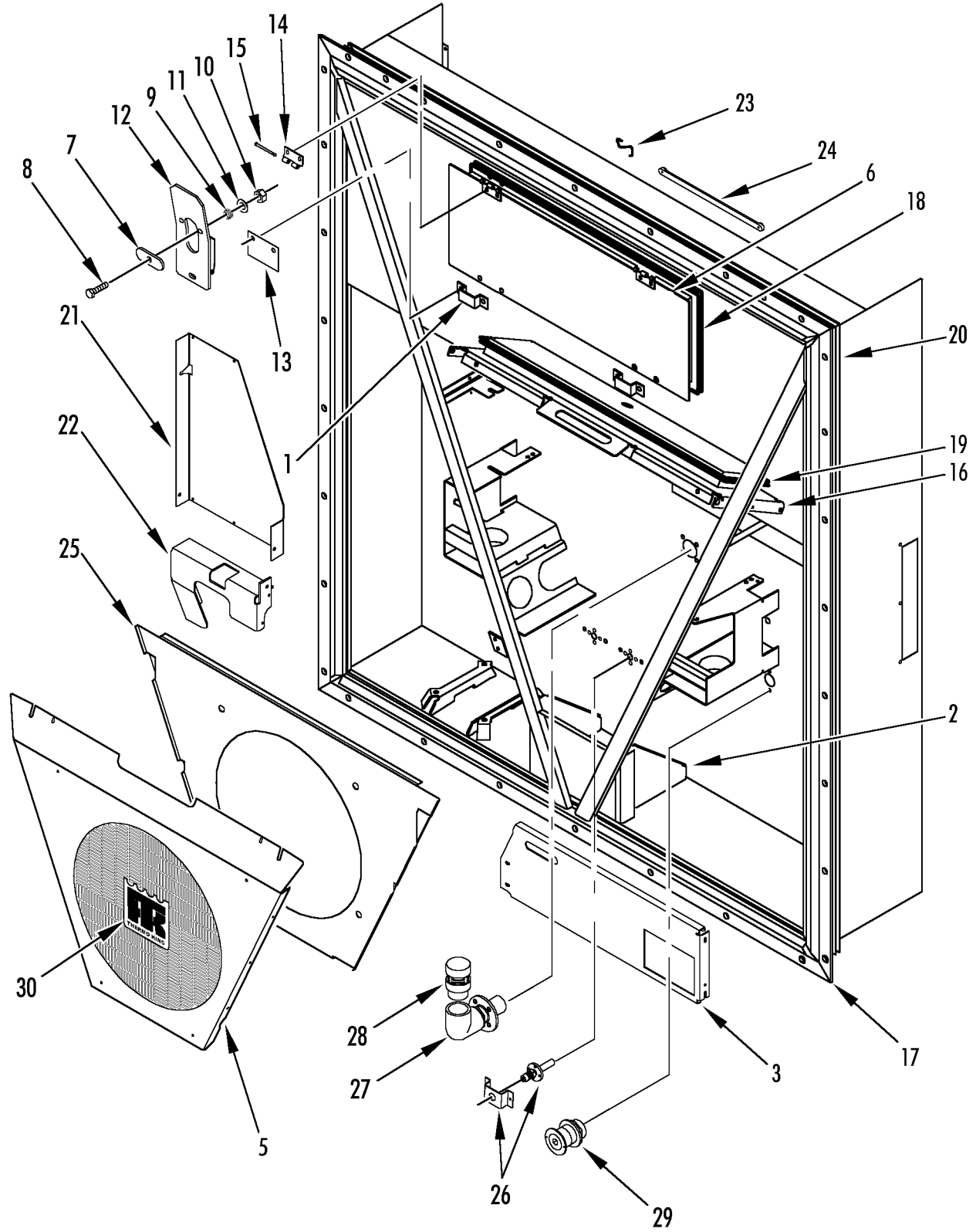


REF	PART#	DESCRIPTION	QTY
	91-8252	VENT - air (complete)	1
1	91-9048	• BRACKET - air vent handle	1
2	51-1426	• SCREW - handle	1
	51-1474	• SCREW (M8 x 1.25 x 65, ss)	1
	55-9541	• WASHER (nylon)	4
	51-1427	• NUT	1
3	91-8100	• SPRING	1
4	92-440	• NAMEPLATE - Do Not Open Below 0 C	1
5	91-8102	• HANDLE - air vent	1
6	77-2467	• BEARING - slide	1
7	91-8104	• BRACKET - handle	1
8	51-1428	• NUT	2
	51-1429	• LOCKWASHER	1
	51-1430	• FLATWASHER	1
9	51-1431	• NUT - wing	1
10	91-8103	DISK - air vent	1
11	33-4255	• GASKET - air vent	1
12	91-8105	• PLATE - air vent	1
	55-7172	• SCREW - plate	4
	55-7075	• FLATWASHER	4
	55-9541	• WASHER (nylon)	4
13	33-2944	• GASKET - air vent	1
14	91-8663	• PROTECTOR - edge	1
15	91-8106	• PIN - hinge	1
16	91-8107	• NAMEPLATE - Do Not Open Below 0 C	1
17	55-9168	• ADAPTER - hose	1
18	92-411	• HINGE - air vent	1
	51-619	SCREW - vent	8
	55-8933	WASHER - insulator (6.4 id)	4
	55-7075	FLATWASHER	4
	55-9054	WASHER - insulator (8.4 id)	6
	51-167	FLATWASHER	6
	55-7339	NUT	6





REF	PART#	DESCRIPTION	QTY
1	55-7349	SCREW - air vent	1
2	92-240	PLATE - air vent	1
3	33-3214	• GASKET - air vent	1
	55-8875	SCREW	6
	55-8893	WASHER	6
	55-8877	WASHER (nylon)	6
4	509-1775	NAMEPLATE - air ventilation	1
5	91-8103	DISK - air vent	1
6	503-270	• GASKET	1
7	55-7342	LOCKWASHER	1
8	55-7825	NUT	2
9	92-242	BEARING - slide	1
10	55-7085	FLATWASHER	1
11	55-8888	NUT - wing	1
12	55-9168	BARB - hose adapter	1
13	55-8886	WASHER (nylon)	1

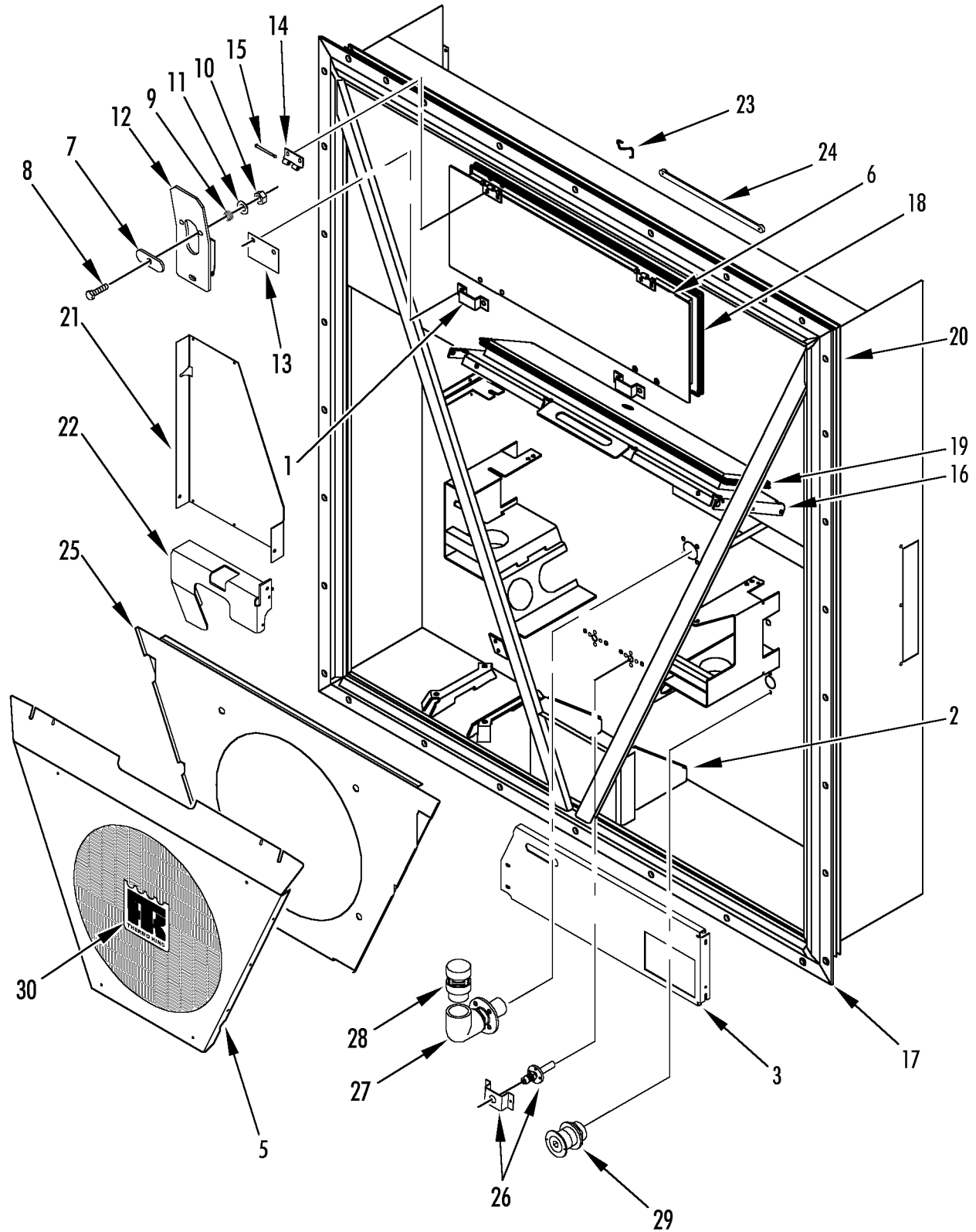


**CONDENSER COMPONENTS (2 EVAPORATOR FANS
w/ HEATER DOOR)**



145D8

REF	PART#	DESCRIPTION	QTY
1	91-8195	KEEPER - door latch	2
	55-9312	SCREW - keeper	4
	55-6995	WASHER	4
	55-8933	WASHER (nylon)	4
	55-8877	WASHER (nylon)	4
2	91-8108	BRACKET - frame	1
	55-6993	SCREW - bracket	3
	55-6988	WASHER	6
	55-8882	WASHER (nylon)	6
	55-9380	NUT	3
3	98-6236	PLATE - cable storage (front)	1
	55-9168	NUT	2
	55-9054	WASHER (nylon)	6
	55-6994	SCREW - plate	2
	51-167	FLATWASHER	6
	55-8933	WASHER (nylon)	6
4	Not Used		
5	98-5925	GRILLE - condenser (119, 800 & 800A)	1
	55-6994	SCREW - grille	4
	55-6995	FLATWASHER	4
	55-9054	WASHER (nylon)	6
6	98-6518	DOOR - evaporator (units w/ two evaporator fans)	1
	92-2995	• HINGE - evap door	2
	51-620	• RIVET - hinge	8
7	91-8133	• KNOB	2
8	55-7035	• SCREW - door	2
9	91-8199	• SPRING	2
10	55-7354	• NUT	2
11	55-9054	• WASHER (nylon)	2
12	91-9041	• LATCH - door	2
	55-2864	• RIVET - latch	4
13	91-8134	• INSULATOR - latch	2
14	509-1654	• HINGE	2
	55-7341	• SCREW - hinge	4
	55-8882	• WASHER (nylon)	4
15	91-8148	• PIN - hinge (w/ snap)	2
16	98-5199	DOOR - heater section	1
	55-8882	WASHER (nylon)	8
17	98-5291	FRAME - condenser	1
	98-5312	FRAME - condenser (units w/ mPD)	1

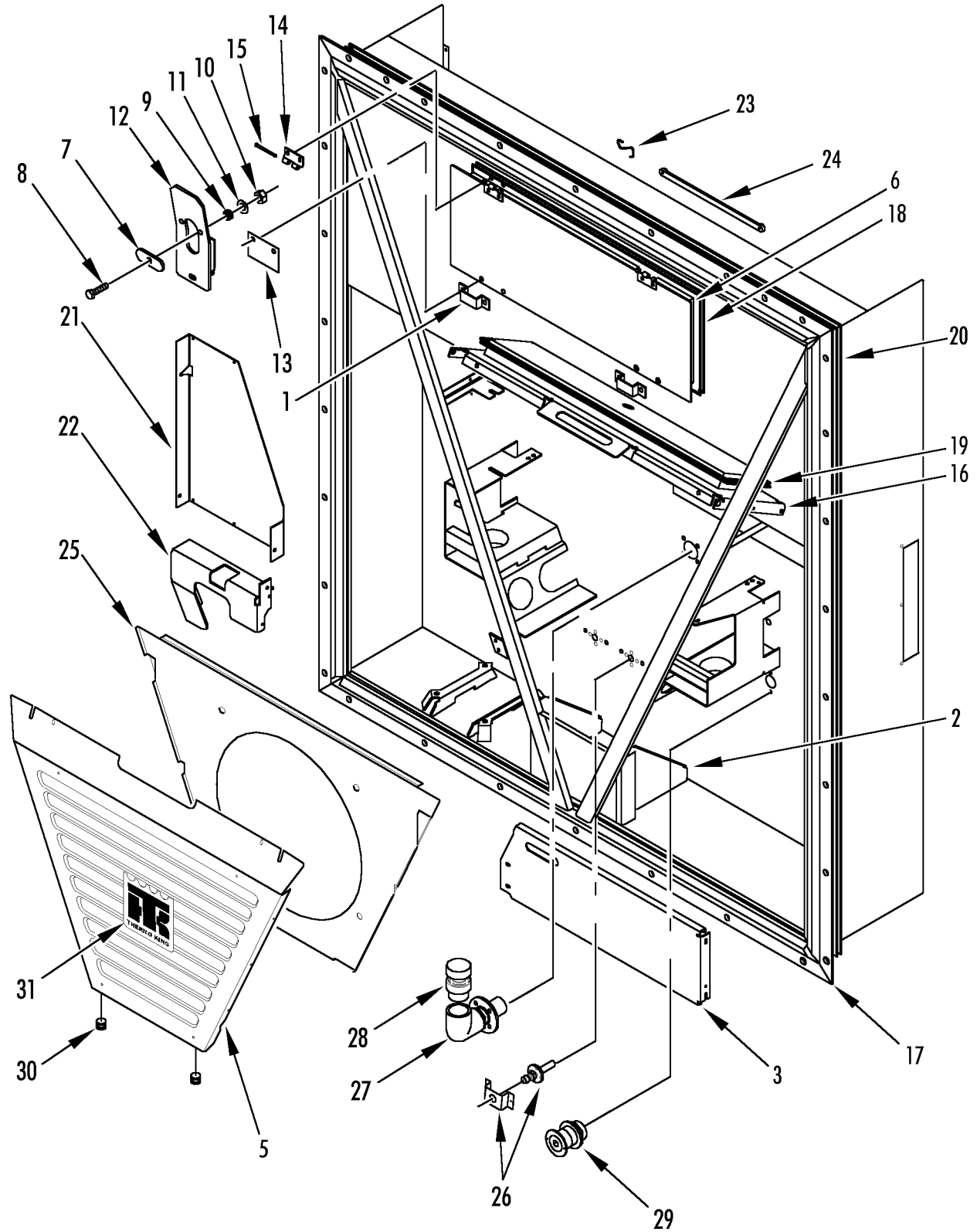


**CONDENSER COMPONENTS (2 EVAPORATOR FANS
w/ HEATER DOOR)**



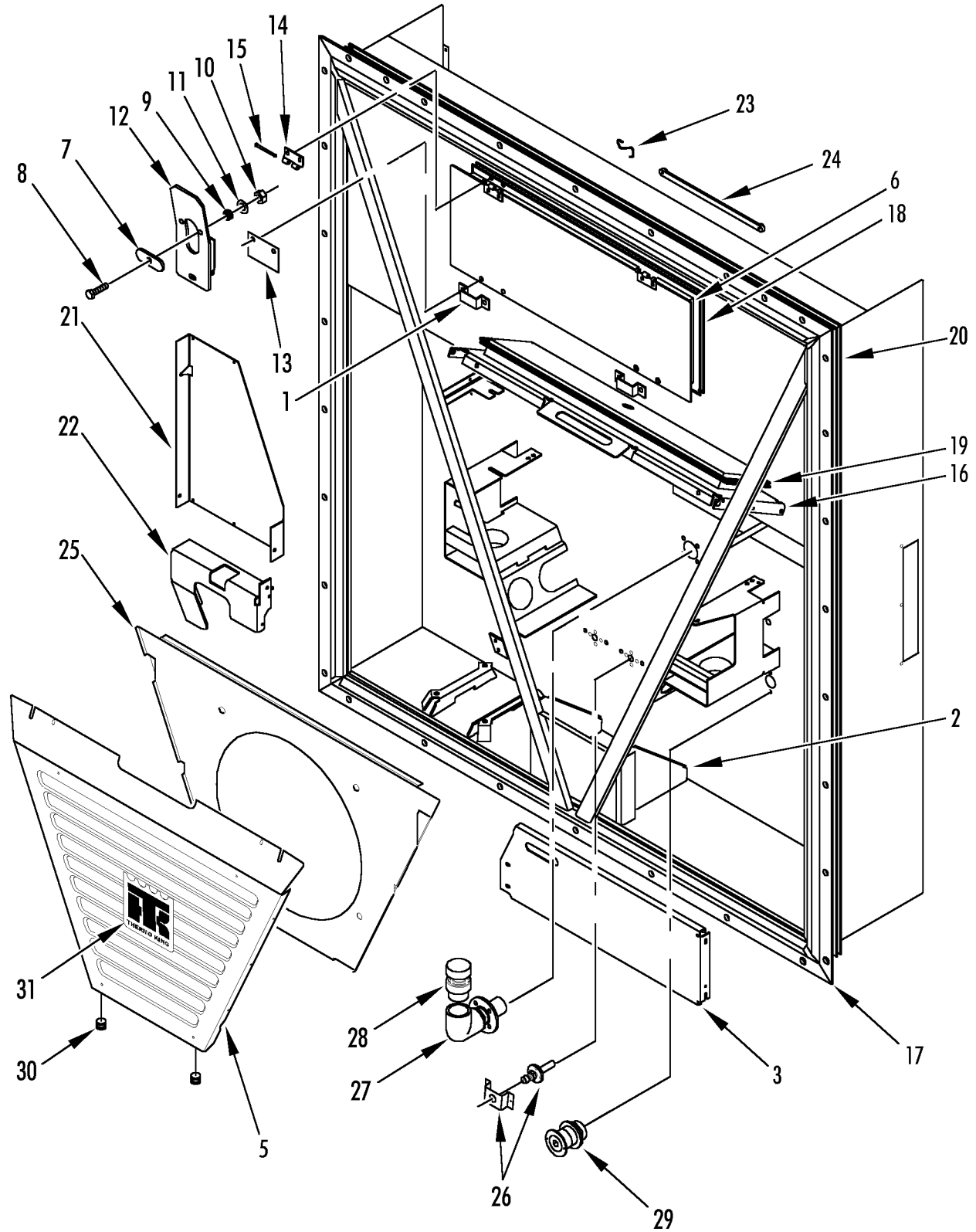
145D8

REF	PART#	DESCRIPTION	QTY
	98-5920	FRAME - condenser (800 & 800A)	1
	98-6237	FRAME - condenser (800B)	1
	98-5359	FRAME - condenser (w/ purge port)	1
	98-5332	FRAME - condenser (CRR 20)	1
	98-6658	FRAME - condenser (800E)	1
	98-5450	FRAME - condenser (C/atmosphere, option 098074)	1
	98-6658	FRAME - condenser (800E)	1
18	33-3001	GASKET - evaporator door	1
19	33-3002	GASKET - door	1
20	33-2983	GASKET - unit	1
21	91-8728	COVER (instead of thermometer)	1
	55-8891	SCREW - cover	3
	55-6988	FLATWASHER	3
22	91-8664	PLATE - guard	1
	55-7341	SCREW - plate (20 mm)	2
	55-6993	SCREW - plate (25 mm)	1
	55-6988	FLATWASHER	3
	55-8953	WASHER (nylon)	3
23	91-9039	HOOK - strap	1
	55-3065	CLAMP - hook	1
	55-7341	SCREW - clamp	1
24	509-937	STRAP - door	1
	55-9173	SCREW - strap	1
	55-7089	FLATWASHER	1
25	98-5479	ORIFICE - condenser	1
	55-7035	SCREW - orifice	4
	55-7075	FLATWASHER	4
	55-3045	WASHER - dome	4
	55-8849	NUT - captive	4
26	91-9949	PORT - injection	2
	55-9211	RIVET - port	4
27	91-9950	HOUSING - relief valve	1
	55-9211	RIVET - housing	4
28	91-9951	VALVE - pressure relief	1
29	91-9952	PORT - purge	1
	55-9211	RIVET - port	2
30	91-8475	NAMEPLATE - TK	1



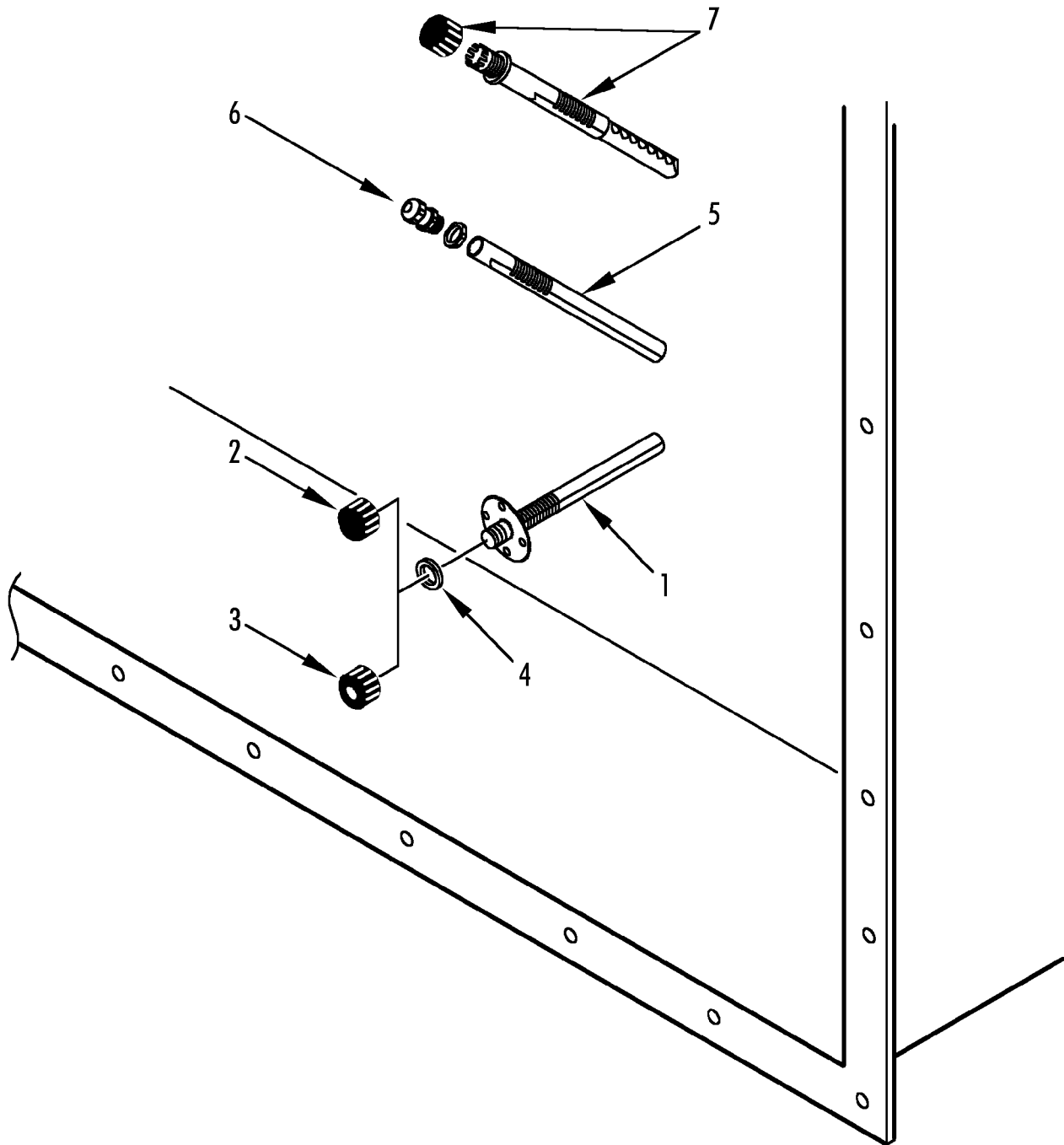


REF	PART#	DESCRIPTION	QTY
1	91-8195	KEEPER - door latch	2
	55-9312	SCREW - keeper (TIR seal)	4
	55-6995	WASHER	4
	55-9054	WASHER (nylon)	4
	55-8877	WASHER (nylon)	4
2	91-8108	BRACKET - frame	1
	55-6993	SCREW - bracket	3
	55-6988	WASHER	6
	55-8882	WASHER (nylon)	6
	55-9380	NUT	3
3	91-9504	PLATE - cable storage (front)	1
	55-9168	NUT	2
	55-9054	WASHER (nylon)	6
	55-6994	SCREW - plate	2
	55-6695	FLATWASHER	6
	55-8933	WASHER (nylon)	6
4	Not Used		
5	98-5925	GRILLE - condenser	1
	55-6994	SCREW - grille	4
	55-6995	FLATWASHER	4
	55-9054	WASHER (nylon)	4
6	98-5477	DOOR - evaporator	1
7	91-9040	KNOB	2
8	55-7035	SCREW - door	2
9	91-8199	SPRING	2
10	55-7354	NUT	2
11	55-9054	WASHER (nylon)	2
12	91-9041	LATCH - door	2
	55-2864	RIVET - latch	4
13	91-8134	INSULATOR - latch	2
14	509-1654	HINGE	2
	55-9313	SCREW - hinge (TIR seal)	4
	55-8882	WASHER (nylon)	4
15	91-8256	PIN - hinge (w/ snap)	2
16	98-5199	DOOR - heater section	1
	55-6993	SCREW - door	4
	55-9313	SCREW - door (TIR seal)	1
	55-8882	WASHER (nylon)	8
	55-7085	WASHER	8
17	98-5478	FRAME - condenser	1
	98-5701	FRAME - condenser (atmosphere controlled, option 098134)	1
18	33-3001	GASKET - evaporator door	1



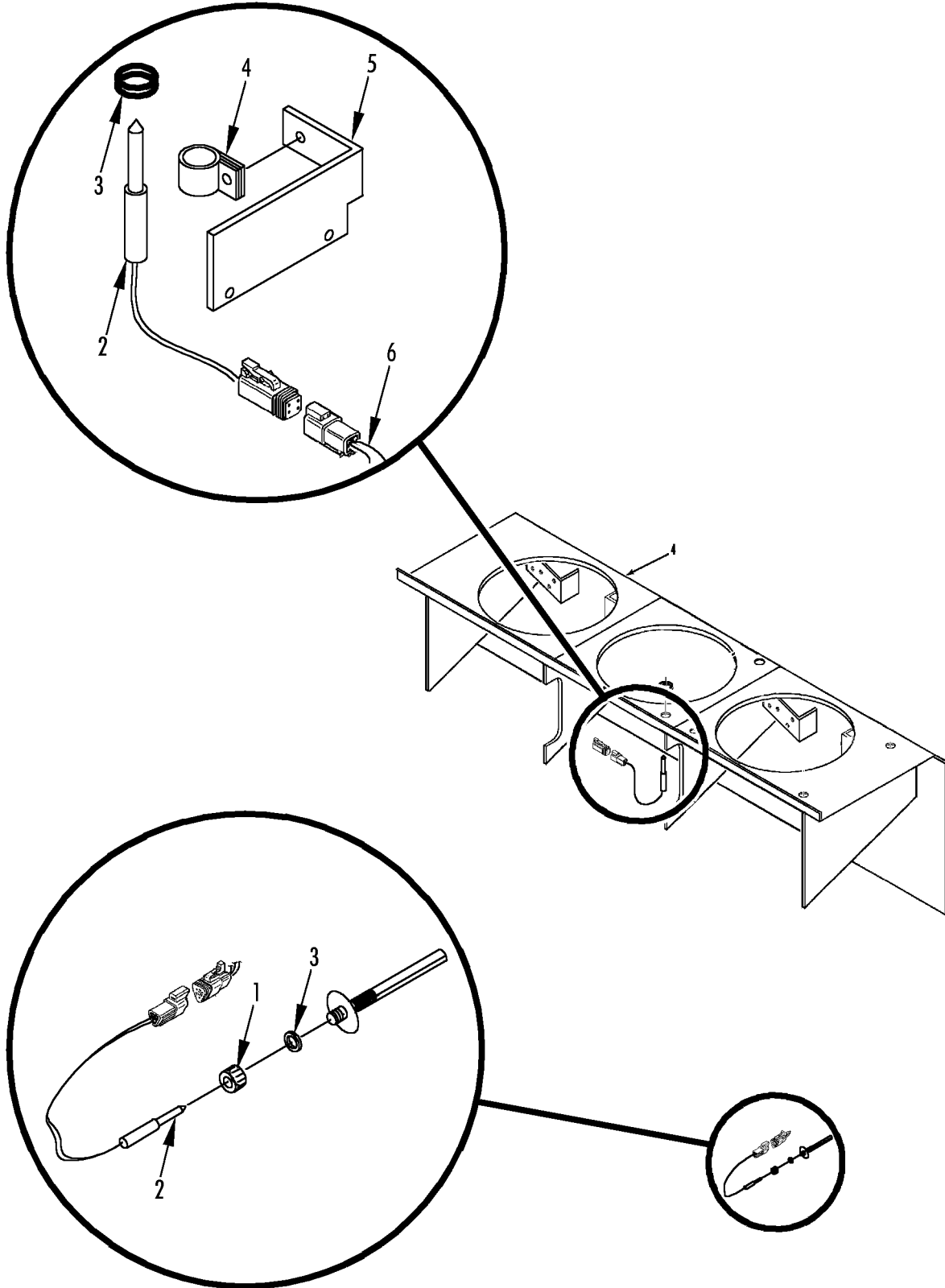


REF	PART#	DESCRIPTION	QTY
19	33-3002	GASKET - door	1
20	33-2983	GASKET - unit	1
21	91-8728	COVER (instead of thermometer)	1
	55-7391	SCREW - cover	3
	55-6988	FLATWASHER	3
22	91-8664	PLATE - guard	1
	55-7341	SCREW - plate (20 mm)	2
	55-6993	SCREW - plate (25 mm)	1
	55-8953	WASHER (nylon)	3
23	91-9039	HOOK - strap	1
	55-3065	CLAMP - hook	1
	55-9166	SCREW - clamp	1
24	509-937	STRAP - door	1
	55-9173	SCREW - strap	1
	55-7089	FLATWASHER	2
25	91-9912	ORIFICE - condenser	1
	55-7035	SCREW - orifice	4
	55-7075	FLATWASHER	4
	55-3045	WASHER - dome	4
	55-8849	NUT - captive	4
26	91-9949	PORT - injection (option 098134)	2
	55-9211	RIVET - port	4
27	91-9950	HOUSING - relief valve (option 098134)	1
	55-9211	RIVET - housing	4
28	91-9951	VALVE - pressure relief (option 098134)	1
29	91-9952	PORT - purge (option 098133)	1
	55-9211	RIVET - port	2
30	83-257	GROMMET	2
31	91-9511	NAMEPLATE - TK	1



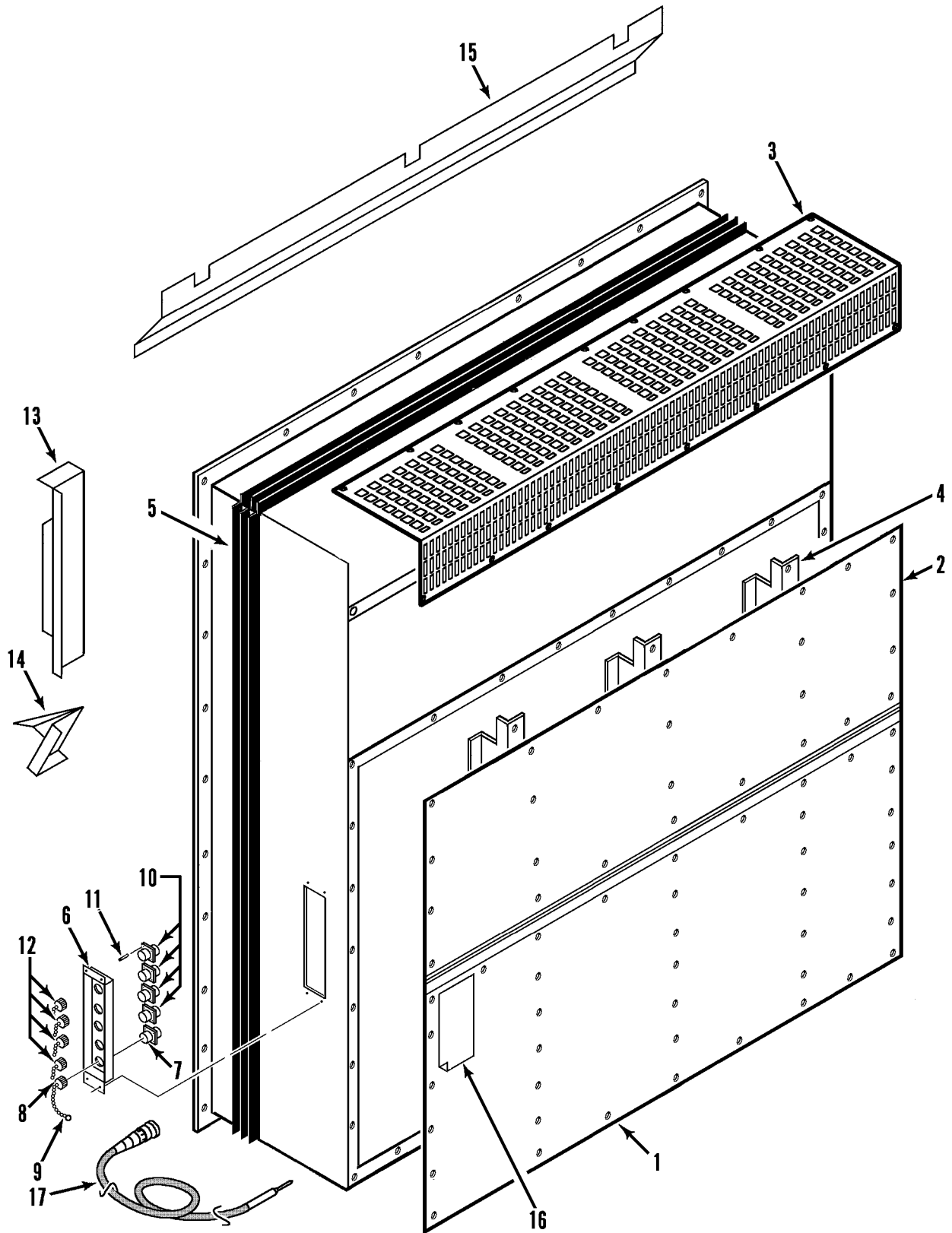


REF	PART#	DESCRIPTION	QTY
1	91-8098	RETAINER - probe	1
2	509-964	CAP - retainer (w/o hole)	1
3	91-8702	CAP - retainer (w/ hole)	1
4	33-2960	GASKET - retainer	1
5	91-9754	POCKET - sensor	1
6	55-6409	CONNECTOR - sensor	1
7	91-9754	POCKET - sensor	2



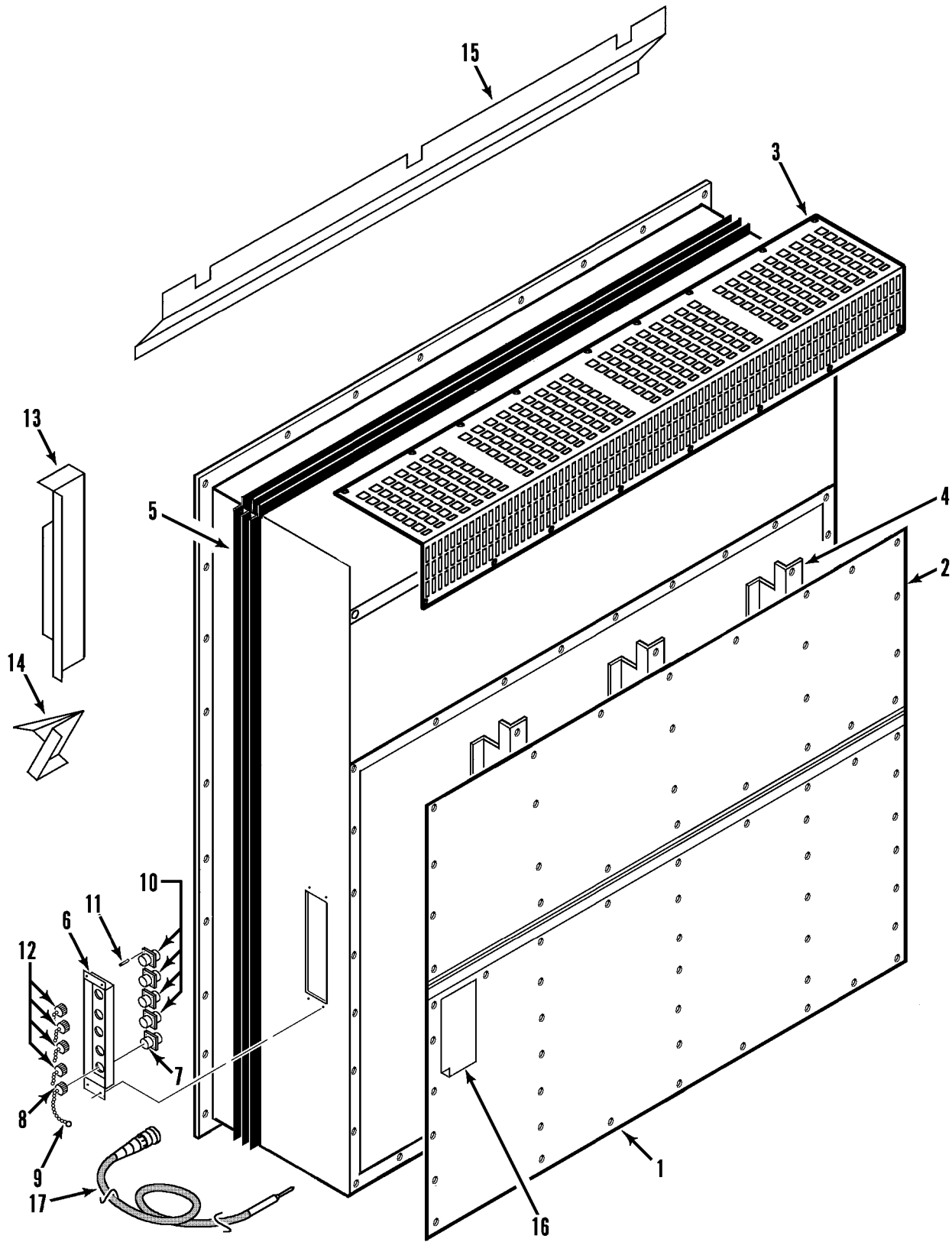


REF	PART#	DESCRIPTION	QTY
1	91-8702	CAP - retainer (w/ hole)	1
	33-2960	GASKET	1
2	41-3063	SENSOR - redundant (see 112D9 for connectors)	2
3	33-3215	GROMMET (47 mm)	1
4	55-2239	CLAMP - sensor	1
	55-6994	SCREW - clamp	1
	55-7075	FLATWASHER	1
	55-7042	NUT	1
5	91-9268	BRACKET - sensor	1
	55-9206	SCREW - bracket	1
6	41-2831	HARNESS - redundant sensor	1





REF	PART#	DESCRIPTION	QTY
1	91-8258	PLATE - rear (bottom)	1
	98-5556	PLATE - rear (bottom, SL units)	1
	55-2264	RIVET - plate	36
2	98-5335	PLATE - rear (top)	1
	98-5555	PLATE - rear (top, SL units)	1
	55-8937	SCREW - plate	26
3	98-5200	GRILLE - evaporator (CRR 40 & CSR 40)	1
	91-8627	GRILLE - evaporator (CSR 40SL)	1
	509-1766	GRILLE - evaporator (CRR 20)	1
	55-2264	RIVET - grille	17
4	98-5925	CHANNEL - Z (CRR 40 & CSR 40)	3
	509-1772	CHANNEL - Z (CSR 40 SL)	3
	55-9055	RIVET - channel	21
5	33-2983	GASKET - unit	1
6	91-8760	PANEL - USDA receptacle (CSR 20 & 40 SL)	1
	91-8645	PANEL - USDA receptacle (CRR 40 & CSR 40)	1
	55-9055	RIVET - panel	4
7	41-2405	CONNECTOR - receptacle (5 pin)	1
	41-2575	HARNESS - adapter (cannon bayonet connector)	1
	41-2576	HARNESS - adapter (cannon threaded connector)	1
	55-8382	SCREW - receptacle	4
	55-8410	FLATWASHER	8
	55-7864	NUT	4
8	41-2406	CAP - dust	1
9	99-3685	CHAIN - cap	5
10	41-2541	RECEPTACLE (3 pin)	4
	55-2262	RIVET - receptacle	16
	55-8410	FLATWASHER	16
11	44-9602	PIN - sealing	5
12	41-890	CAP - dust	4
13	91-8135	CHANNEL - air (CRR-40 & CSR-40)	1
	509-1762	CHANNEL - fresh air (CSR 40 SL)	1
	203-389	SEALER - polyurethane	A/R
	55-8891	SCREW - channel	6
14	91-8141	INLET - fresh air	1
	55-2270	RIVET - inlet	10
	203-389	SEALER - polyurethane	A/R
15	91-8136	CHANNEL - fresh air (CRR 40 & CSR 40)	1
	509-1764	CHANNEL - fresh air (CRR 20)	1
	55-2270	RIVET - channel	8
16	91-8734	NAMEPLATE - USDA Connections	1



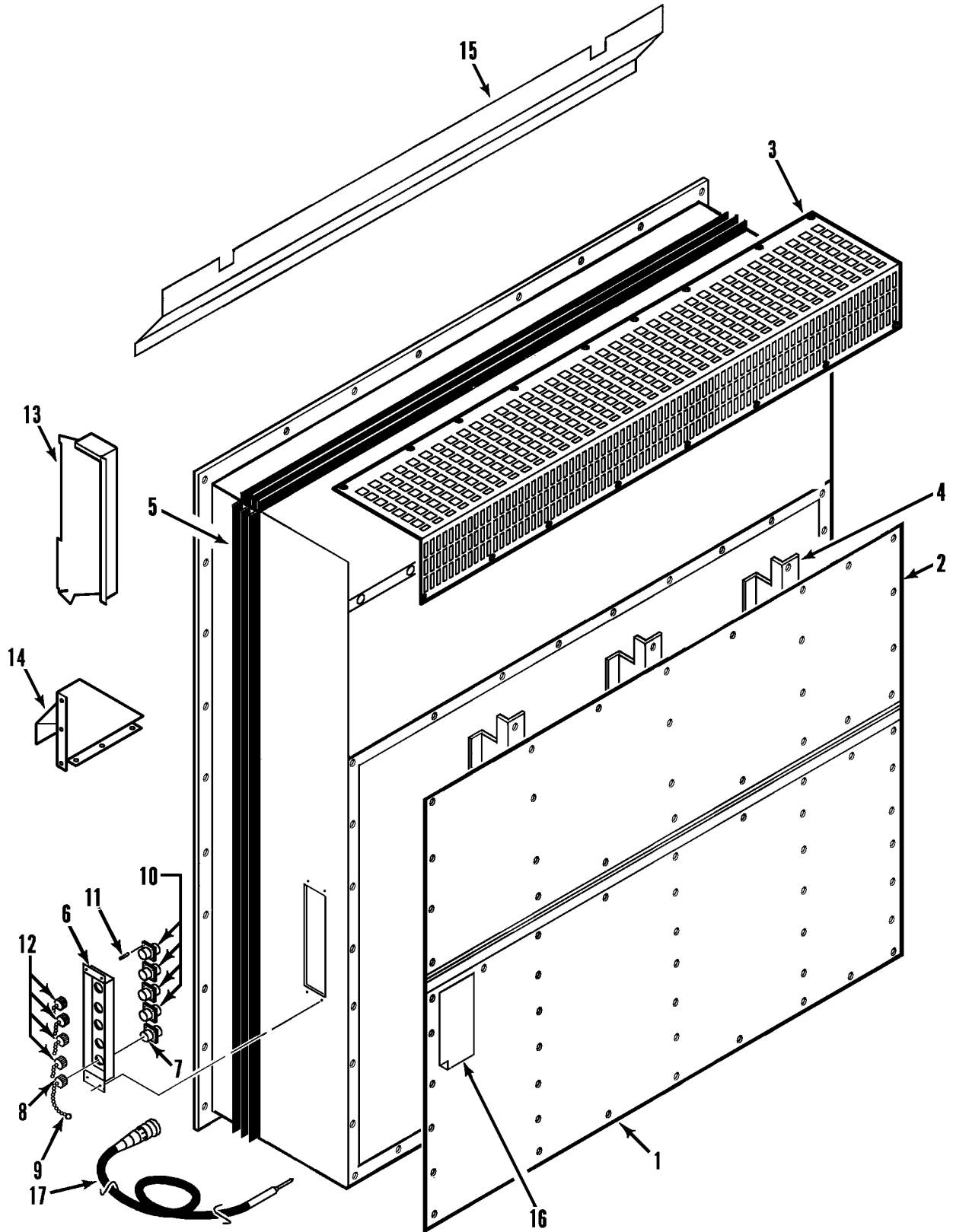
Revised
10/27/03

EVAPORATOR PANELS (UNITS w/ 3 EVAP FANS)



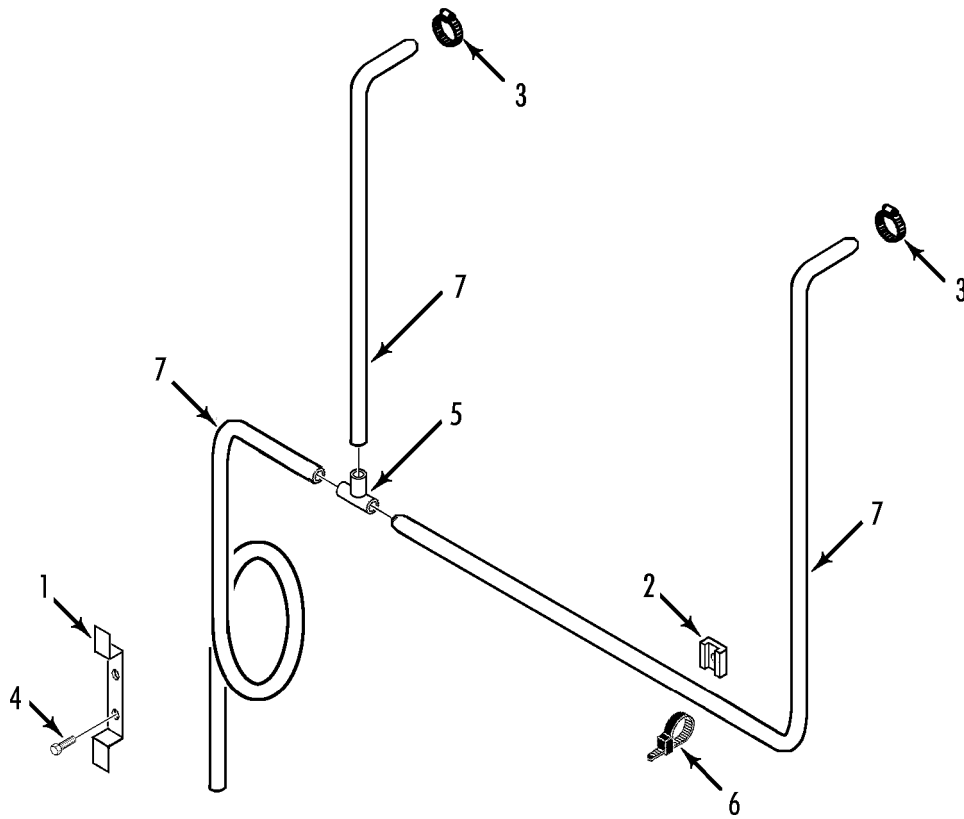
143D9

REF	PART#	DESCRIPTION	QTY
17	41-3107	SENSOR - USDA (options 098078, 098109 & 098126, 14 m lg)	2






REF	PART#	DESCRIPTION	QTY
1	509-557	PLATE - rear (bottom)	1
	55-2264	RIVET - plate	36
2	509-473	PLATE - rear (top)	1
	55-8937	SCREW - plate	26
3	98-5480	GRILLE - evaporator	1
	98-5523	GRILLE - evaporator (Transfresh)	1
	55-2264	RIVET - grille	17
4	91-8097	CHANNEL - Z (CSR 40)	1
	509-1772	CHANNEL - Z (CSR 40 SL)	3
	55-9055	RIVET - channel	21
5	33-2983	GASKET - unit	1
	91-8645	PANEL - USDA receptacle (CRR 40)	1
6	91-8760	PANEL - USDA receptacle (CRR 20)	1
	55-9055	RIVET - panel	4
7	41-2405	CONNECTOR - receptacle (5 pin)	1
	41-2575	HARNESS - adapter (cannon bayonet connector)	1
	41-2576	HARNESS - adapter (cannon threaded connector)	1
	55-8382	SCREW - receptacle	4
	55-8410	FLATWASHER	8
	55-7864	NUT	4
8	41-2406	CAP - dust	1
9	99-3685	CHAIN - cap	5
10	41-890	RECEPTACLE (3 pin)	4
	55-2262	RIVET - receptacle	16
	55-8410	FLATWASHER	16
11	44-9602	PIN - sealing	5
12	41-2539	CAP - dust	4
13	91-9329	CHANNEL - air	1
	203-389	SEALER - polyurethane	A/R
	55-8891	SCREW - channel	6
14	91-9330	INLET - fresh air	1
	55-2270	RIVET - inlet	10
	203-389	SEALER - polyurethane	A/R
15	91-9331	CHANNEL - fresh air	1
	55-2270	RIVET - channel	8
16	91-8734	NAMEPLATE - USDA Connections	1
17	41-3107	SENSOR - USDA (option 098078)	2





REF	PART#	DESCRIPTION	QTY
1	91-8244	BRACKET - hose	1
2	99-3281	MOUNT - cable tie	5
	55-2260	RIVET - anchor	5
3	55-2686	CLAMP - hose	2
4	55-8891	SCREW - bracket	2
5	55-9208	CONNECTOR - T-hose	1
6	55-2330	BANDWRAP	6
7	11-8983	HOSE - flex	1



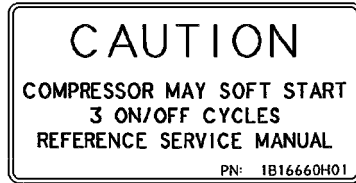
3




4

THERMO KING INGERSOLL-RAND

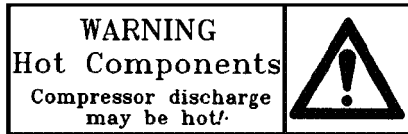
2



7



19




6




5



9



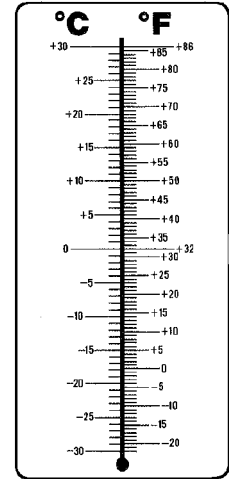
10



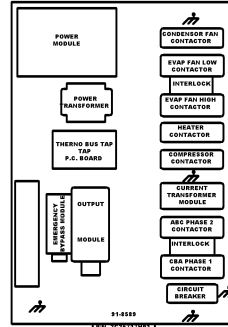
8



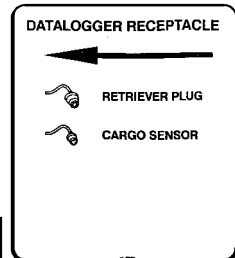
1



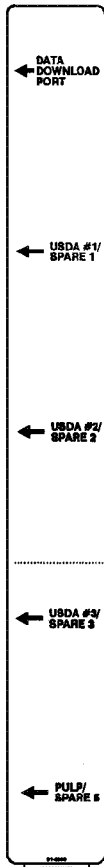
17



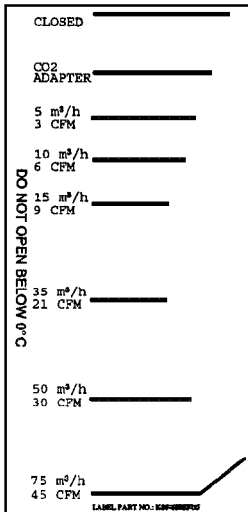
16



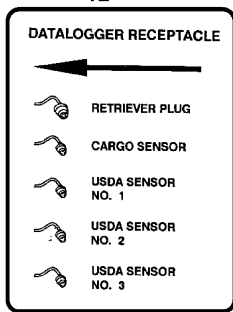
18



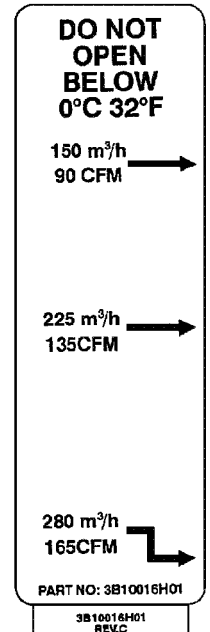
13



12



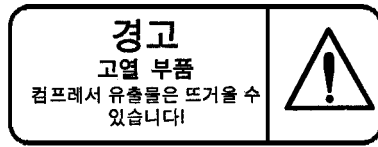
14



11



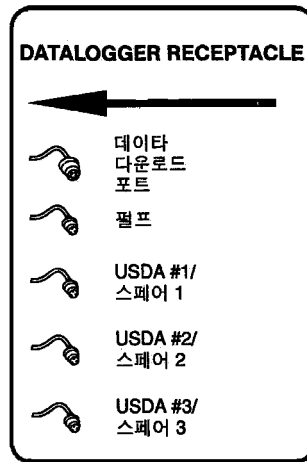
REF	PART#	DESCRIPTION	QTY
1	91-8665	NAMEPLATE - Smart Reefer	1
2	91-8756	NAMEPLATE - Thermo King	1
3	91-8475	NAMEPLATE - TK (crest)	1
4	91-6609	NAMEPLATE - Refrigerant R134a	1
5	91-8694	NAMEPLATE - Warning, Fan Start	1
6	91-8695	NAMEPLATE - Warning, Hot Components	1
7	91-7475	NAMEPLATE - Caution Compressor	1
8	91-8738	NAMEPLATE - Operating Instructions	1
9	91-8697	NAMEPLATE - Transfresh Data A3	1
10	91-8696	NAMEPLATE - Transfresh Scrubber A5	1
11	509-1150	NAMEPLATE - Air Vent	1
12	91-9441	NAMEPLATE - Air Vent Handle	1
13	91-8734	NAMEPLATE - USDA Connections	1
14	509-1157	NAMEPLATE - USDA Sensors	1
15	91-8746	NAMEPLATE - Ingersoll Rand (black letters)	1
	91-9043	NAMEPLATE - Ingersoll Rand (white letters)	1
16	91-8589	NAMEPLATE - Control Box Layout	1
17	91-8755	NAMEPLATE - Temperature Conversion	1
18	91-8964	NAMEPLATE - Datalogger	1
19	91-9498	NAMEPLATE - Consult	1



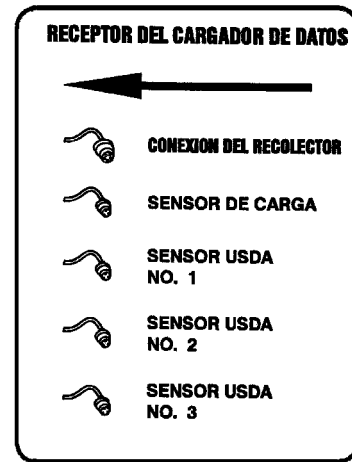
1



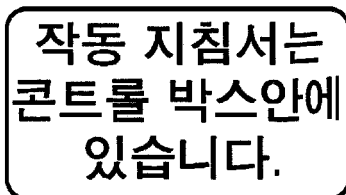
2



3



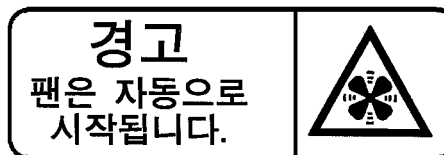
4



5



6



7



9



8



REF	PART#	DESCRIPTION	QTY
1	91-8843	NAMEPLATE - Compressor Hot (Korean)	1
2	91-9063	NAMEPLATE - Compressor Hot (Spanish)	1
3	91-8925	NAMEPLATE - Datalogger (Korean)	1
4	91-9062	NAMEPLATE - Datalogger (Spanish)	1
5	91-8840	NAMEPLATE - Operating Instructions (Korean)	1
6	91-9061	NAMEPLATE - Operating Instructions (Spanish)	1
7	91-8842	NAMEPLATE - Warning, Fan (Korean)	1
8	91-9060	NAMEPLATE - Warning, Fan (Spanish)	1
9	91-9066	NAMEPLATE - Simpson lead (Spanish)	1

INDEX NUMERICAL BY PART NUMBER

02-7043	30	33-2983	108, 112, 118, 122	41-2326	60
10-243	100	33-3001	108, 110	41-2327	60
102-673	28	33-3002	108, 112	41-2329	66
104-639	44	33-3007	20, 24, 38, 40	41-2399	22, 44
104-677	10	33-3008	68, 74	41-2401	50, 96
104-689	12, 46	33-3043	10, 86	41-2402	56, 64
104-691	14, 16, 18, 44, 46	33-3044	16, 18	41-2403	64
11-4367	100	33-3175	30	41-2405	56, 118, 122
11-4841	100	33-3212	36	41-2406	48, 118, 122
11-4860	100	33-3214	104	41-2407	50, 96
11-8983	100, 124	33-3215	14, 16, 18, 116	41-2446	50, 96
11-9082	100	33-3513	28	41-2447	28, 30, 44, 46
11-9083	100	33-367	10, 12, 16	41-2492	50, 96
11-9084	100	33-3838	14, 16, 18	41-2493	50, 66, 96
11-9085	100	33-4255	102	41-2494	50, 98
203-180	72, 76, 78	33-451	68, 74	41-2495	50, 98
203-219	76, 78	33-768	38	41-2503	44, 46
203-252	76, 78	33-981	28, 30	41-2517	44, 48, 56
203-389	118, 122	40-534	84	41-2518	48, 56
203-392	48, 52	40-871	44, 46	41-2519	56, 66
203-439	52	41-1091	64	41-2520	50, 96
203-516	28, 30	41-1092	64	41-2521	50, 96
203-525	84	41-1126	64	41-2522	50
204-1038	62	41-1127	64	41-2524	56, 66
204-209	80	41-1129	64	41-2537	86
204-623	58	41-1230	64	41-2538	86
204-624	58	41-1266	94	41-2539	122
204-703	62	41-1292	54	41-2541	118
204-799	62	41-1310	58	41-2543	54
204-918	48	41-1527	58	41-2554	88, 90
22-1051	28, 30	41-1626	28	41-2555	88, 90
22-1099	30	41-182	64, 66	41-2556	82
22-1132	28	41-1932	54	41-2575	118, 122
22-1186	28, 30	41-1946	56, 66	41-2576	118, 122
22-398	28, 30	41-1947	66	41-2603	32, 44, 46
304-2642	64	41-1950	66	41-2629	94
304-2786	64	41-1951	66	41-2689	50, 96, 98
33-1015	38	41-1952	66	41-2690	50, 96
33-1435	48	41-1976	44, 46	41-2691	100
33-1461	34	41-1977	92	41-2701	50
33-2222	28, 30	41-2129	50, 96	41-2716	28, 44, 46
33-2392	60	41-2170	48	41-2820	44
33-2393	60	41-2208	50, 96	41-2831	116
33-2394	60	41-2209	50, 96	41-2838	42
33-2395	60	41-2210	50, 96	41-2953	10
33-2396	60	41-2216	72	41-3063	116
33-2397	60	41-2218	72	41-3069	62
33-2482	92	41-224	56, 64	41-3073	60
33-2510	28, 30	41-2247	56	41-3083	92
33-2548	28, 30	41-2248	56, 66	41-3107	120, 122
33-2630	82	41-2249	50, 56, 98	41-3112	14, 44
33-2753	48	41-225	56, 64	41-3113	18, 46
33-2944	102	41-2319	50, 56, 66, 96	41-3114	18, 46
33-2946	14, 16, 18	41-2320	66	41-3115	46
33-2949	24	41-2321	66	41-3116	12, 44, 46
33-2950	12	41-2322	60	41-3117	100
33-2960	80, 114, 116	41-2323	60	41-3277	16
33-2962	72	41-2324	60	41-3301	20, 24, 26, 42, 44, 46
33-2981	52	41-2325	60	41-3302	30

INDEX NUMERICAL BY PART NUMBER

41-3303	26, 42, 46	44-7872	58	44-9905	60
41-3342	46	44-7880	58	44-9906	62
41-3429	92	44-7881	58	44-9907	62
41-3685	16	44-7884	58	45-1711	96
41-3701	30	44-8294	58	45-1791	44, 46
41-4018	16	44-8318	64	45-1806	50, 54, 96
41-4021	44, 46	44-8331	64	45-1830	68, 72, 74
41-4208	94	44-8340	14	45-1831	74, 78
41-4347	66	44-8532	64	45-1832	74, 78
41-4352	64, 66	44-8533	64	45-1834	68
41-4353	64	44-8534	64	45-1853	50
41-4354	64	44-8535	64	45-1859	92
41-4355	64	44-8537	64	45-237	44, 46
41-4382	78	44-8538	64	502-240	28, 30
41-4524	60	44-8539	64, 66	503-120	10
41-5420	32	44-8542	64	503-230	28
41-5635	42, 46, 100	44-8543	64	503-270	104
41-5652	64, 66	44-8681	58	503-278	28, 30
41-743	56, 64	44-8779	56, 64	503-291	32, 44
41-744	56, 64	44-8783	64	504-1418	20
41-745	56	44-8813	50, 96	504-246	28
41-746	64	44-8851	58	504-977	20
41-747	56, 64	44-8853	58	504-980	32, 44, 46
41-748	56	44-8914	60	505-390	78
41-890	118, 122	44-8915	60	505-603	20, 24
41-896	82	44-8917	60	505-606	20
44-2339	72	44-8918	60	506-161	28, 30
44-2966	72	44-8920	60	506-165	28
44-3828	92	44-8921	60	506-272	20
44-5114	80	44-8935	60	506-329	44
44-5133	92	44-8936	60	506-364	20, 24, 40
44-5534	84	44-9226	64	506-369	20, 24
44-5537	82	44-9343	64	506-370	20, 24
44-5644	72	44-9359	54	506-374	20
44-5835	58, 84	44-9524	54	506-375	20
44-5836	58	44-9536	60	506-388	38
44-5837	58	44-9544	60	508-165	14
44-5838	58	44-9545	60	509-1150	126
44-5839	58	44-9569	58	509-1153	28, 30
44-5883	58	44-9585	60	509-1157	126
44-5884	58	44-9586	60	509-1635	20, 24
44-5885	58	44-9587	60	509-1654	106, 110
44-6310	44	44-9589	60	509-1762	118
44-6324	58	44-9590	60	509-1763	44
44-6360	30	44-9591	60	509-1764	118
44-6381	94	44-9600	60	509-1766	118
44-6560	48	44-9601	60	509-1767	44
44-6591	84	44-9602	62, 118, 122	509-1772	118, 122
44-6822	82	44-9631	60	509-1775	104
44-6850	62	44-9700	60	509-473	122
44-6952	44, 46	44-9701	60	509-557	122
44-6959	58	44-9780	78	509-911	78
44-7327	58	44-9781	78	509-937	108, 112
44-7330	58	44-9891	44	509-964	114
44-739	48	44-9900	60	51-1426	102
44-7782	78	44-9901	60	51-1427	102
44-7811	58	44-9902	60	51-1428	102
44-7812	58	44-9903	60	51-1429	102
44-7829	58	44-9904	60	51-1430	102

INDEX NUMERICAL BY PART NUMBER

51-1431	102		106, 110	55-8464	38
51-1474	102	55-6996	68, 74, 84	55-8661	56
51-167	102, 106	55-6997	12, 84	55-8662	56
51-619	102	55-7031	96	55-8720	68, 74, 84
51-620	106	55-7033	52, 68, 74, 76, 84	55-8723	50, 96
55-1203	42	55-7034	52, 68, 74, 84	55-8849	108, 112
55-1827	38, 40	55-7035	10, 12, 48, 84, 106, 108, 110, 112	55-8875	104
55-2001	92			55-8877	84, 104, 106, 110
55-2159	28, 30	55-7042	38, 48, 52, 92, 116	55-8882	106, 110
55-2173	28, 30	55-7066	14, 16, 18	55-8886	104
55-2239	116	55-7075	16, 38, 44, 46, 48, 52, 92, 102, 108, 112, 116	55-8888	104
55-2260	124			55-8891	14, 16, 18, 20, 24, 44, 46, 92, 108, 118, 122, 124
55-2262	118, 122	55-7085	16, 18, 36, 38, 92, 100, 104, 110		
55-2264	86, 118, 122			55-8893	10, 40, 46, 104
55-2270	118, 122	55-7089	108, 112	55-8903	14, 16, 18
55-2296	22, 26	55-7151	100	55-8904	10, 14, 16, 18, 40
55-2299	22	55-7169	68, 74, 76	55-8907	10, 14, 18
55-2324	14	55-7170	44, 46, 52, 92	55-8908	10, 12, 14, 18
55-2330	124	55-7172	16, 44, 46, 68, 74, 92, 102	55-8910	12, 24
55-2332	50, 96			55-8911	30
55-2363	48, 52	55-7339	16, 18, 100, 102	55-8912	30
55-2505	30	55-7340	68, 74	55-8933	38, 102, 106, 110
55-2561	100	55-7341	14, 68, 74, 92, 106, 108, 112	55-8937	118, 122
55-2636	92			55-8938	20, 24
55-2641	48	55-7342	10, 12, 16, 18, 38, 40, 92, 104	55-8950	20, 22, 24
55-2686	124			55-8951	20, 22, 24
55-2747	28, 30	55-7344	44, 46, 92	55-8953	68, 74, 108, 112
55-2864	50, 96, 106, 110	55-7349	104	55-8955	72
55-2964	92	55-7354	68, 74, 106, 110	55-8987	54, 96
55-2976	30	55-7357	44, 46, 92	55-8991	42
55-2988	68, 74	55-7360	28	55-8992	30
55-2995	92	55-7367	84, 96	55-8993	40
55-3008	84	55-7368	48, 84	55-9029	48, 52
55-3045	12, 108, 112	55-7369	50, 94, 96	55-9030	56
55-3065	108, 112	55-7370	52, 84, 96	55-9037	28
55-3295	38	55-7391	112	55-9043	36
55-3490	28	55-7404	68, 74, 76	55-9054	10, 12, 24, 38, 46, 48, 102, 106, 110
55-4359	100	55-7464	74		
55-4390	24	55-7479	84	55-9055	118, 122
55-459	30	55-7617	56, 64	55-9057	82
55-5025	28	55-7618	56, 64	55-9149	100
55-5111	84	55-7665	48, 84	55-9161	38
55-5257	28, 30, 48	55-7691	40	55-9162	16, 18
55-5639	38, 40	55-7697	50, 94, 96	55-9164	44, 46, 92
55-5900	12, 16, 48	55-7698	50, 96	55-9165	36
55-5919	92	55-7713	88, 90	55-9166	112
55-6147	48, 52	55-7748	52	55-9168	38, 102, 104, 106, 110
55-6218	20, 24	55-7749	82	55-9173	42, 108, 112
55-6409	44, 114	55-7752	84	55-9174	82
55-6695	38, 110	55-7825	104	55-9195	54, 96
55-6730	38	55-7830	36	55-9206	116
55-6905	100	55-7843	20, 24	55-9208	100, 124
55-6988	10, 12, 14, 68, 74, 106, 108, 110, 112	55-7862	48, 50, 94, 96	55-9211	108, 112
		55-7864	118, 122	55-9217	16, 18
55-6993	10, 12, 14, 16, 18, 36, 38, 106, 108, 110, 112	55-8075	46	55-9312	106, 110
		55-8382	36, 82, 118, 122	55-9313	110
55-6994	38, 48, 52, 84, 106, 110, 116	55-8410	54, 82, 96, 118, 122	55-9380	10, 12, 14, 106, 110
		55-8456	34	55-9444	68, 74
55-6995	12, 24, 68, 74, 84, 92,	55-8457	34		

INDEX NUMERICAL BY PART NUMBER

55-9541	102	66-9194	36	91-8098	114
60-285	12, 20, 24	66-9210	22, 26	91-8100	102
61-143	24	66-9214	20	91-8102	102
61-144	24	66-9282	38	91-8103	102, 104
61-145	24	66-9283	38	91-8104	102
61-146	26	66-9285	22	91-8105	102
61-147	26	66-9307	24	91-8106	102
61-148	26	66-9377	30	91-8107	102
61-149	24	66-9842	40	91-8108	106, 110
61-150	24	66-9866	24	91-8133	106
61-151	24	66-9868	26	91-8134	106, 110
61-152	24	66-9873	40	91-8135	118
61-154	36	66-9875	40	91-8136	118
61-155	40	66-9893	24	91-8140	44, 46
61-726	20, 24	66-9894	24	91-8141	118
61-727	20	66-9900	22, 26	91-8142	44, 46
66-1845	28	67-1517	20	91-8147	50, 96
66-2170	38	67-1531	38	91-8148	106
66-2457	28	67-1532	22	91-8195	106, 110
66-4687	38	67-1558	16, 18, 26	91-8199	106, 110
66-4788	38, 40	67-1614	22	91-8204	50, 96
66-6603	38	67-1650	24	91-8217	72
66-6607	28, 30	67-1651	24	91-8244	124
66-6610	22, 28, 30, 38	67-1652	40	91-8252	102
66-7031	34	67-1923	16	91-8256	52, 110
66-7182	28, 30, 38	77-1401	14, 16, 44	91-8258	118
66-7183	30	77-1498	14, 16, 44	91-8415	54, 96
66-7392	38	77-2467	102	91-8466	14, 16, 18
66-8054	30	78-1078	14	91-8467	44, 46
66-8467	20, 24	78-1101	14	91-8475	108, 126
66-8473	20	78-1117	16, 18	91-8538	50, 96
66-8767	20	78-1167	10	91-8553	48
66-8811	20, 24, 40	78-1173	12	91-8589	48, 126
66-8849	20	78-1196	14	91-8620	20, 24
66-9032	22	8102-743	20, 24, 28, 30, 44, 46	91-8627	118
66-9035	26	83-257	112	91-8645	118, 122
66-9062	22, 26	845-1949	52	91-8658	52
66-9069	20	91-2205	72	91-8659	48, 52
66-9071	20, 24	91-2209	72	91-8660	56
66-9072	22	91-3238	92	91-8661	50, 96
66-9073	20	91-4218	68, 74	91-8662	50, 94, 96
66-9075	22, 26	91-4219	68, 74	91-8663	102
66-9081	20	91-4220	68, 76	91-8664	34, 108, 112
66-9082	20	91-445	40	91-8665	126
66-9084	22	91-5005	68, 74	91-8672	48
66-9085	20	91-5006	68, 74	91-8693	48
66-9087	22	91-5007	68, 74	91-8694	126
66-9125	20	91-6202	84	91-8695	126
66-9148	22	91-6205	84	91-8696	126
66-9149	28	91-6236	100	91-8697	126
66-9150	28	91-6237	100	91-8701	34
66-9159	42	91-6435	30	91-8702	80, 114, 116
66-9163	20, 24, 32	91-6609	126	91-8703	80
66-9164	22, 26	91-6627	38, 40	91-8705	68, 74
66-9165	22	91-6628	38, 40	91-8707	68, 74
66-9166	22	91-6988	44, 46, 92	91-8708	68, 74
66-9167	20	91-7475	126	91-8709	70, 74
66-9168	20	91-759	40	91-8710	84
66-9170	34	91-8097	122	91-8711	84

INDEX NUMERICAL BY PART NUMBER

91-8712	84	92-2208	14
91-8713	84	92-2209	14
91-8714	84	92-2331	16, 18
91-8715	86, 88, 90	92-2332	16, 18
91-8716	52	92-240	104
91-8717	56	92-242	104
91-8718	56	92-2775	16
91-8719	56	92-2779	16
91-8725	68, 74	92-2995	106
91-8726	70, 76	92-411	102
91-8728	108, 112	92-440	102
91-8734	118, 122, 126	98-5199	106, 110
91-8737	50, 96	98-5200	118
91-8738	52, 126	98-5291	106
91-8746	126	98-5312	106
91-8755	126	98-5320	86, 88
91-8756	126	98-5332	108
91-8760	118, 122	98-5335	118
91-8762	36	98-5359	108
91-8840	128	98-5403	14
91-8842	128	98-5443	48
91-8843	128	98-5450	108
91-8925	128	98-5475	16, 18
91-8964	126	98-5477	110
91-9002	100	98-5478	110
91-9003	100	98-5479	108
91-9038	38, 40	98-5480	122
91-9039	108, 112	98-5523	90, 122
91-9040	110	98-5532	68, 74
91-9041	106, 110	98-5555	118
91-9043	126	98-5556	118
91-9048	102	98-5701	110
91-9060	128	98-5768	16
91-9061	128	98-5918	16
91-9062	128	98-5919	16
91-9063	128	98-5920	108
91-9066	128	98-5925	10, 106, 110, 118
91-9268	116	98-6213	16
91-9328	16, 18	98-6236	106
91-9329	122	98-6237	108
91-9330	122	98-6518	106
91-9331	122	98-6657	16
91-9441	126	98-6658	108
91-9498	126	99-3281	124
91-9504	110	99-3685	48, 118, 122
91-9505	38	99-4931	14, 16, 18
91-9508	92	99-5966	12
91-9511	112	99-6093	48, 50, 96
91-9754	114	99-6968	84
91-9761	48	99-7230	68, 74
91-9762	48	99-7834	98
91-9912	12, 112	99-7849	50, 96
91-9949	108, 112	99-8151	52
91-9950	108, 112	99-8162	52
91-9951	108, 112	99-8562	84
91-9952	108, 112	99-8986	84
92-1682	30		
92-179	52		
92-206	82		

INDEX NUMERICAL BY PART NUMBER

INDEX ALPHABETICAL BY DESCRIPTION

A

ACTUATOR **32**
 ADAPTER **30, 34**
 ADAPTER - discharge **28, 30**
 ADAPTER - hose **102**
 ADAPTER - outlet **100**
 ADAPTER - service **22, 28, 30, 40**
 ANGLE - lifting **30**
 ARM - pen lift **78**

B

BANDWRAP **50, 96, 124**
 BARB - hose adapter **104**
 BATTERY **84**
 BATTERY - lithium **52**
 BEARING - opposite end **14, 16, 44**
 BEARING - shaft end **14, 16, 44**
 BEARING - slide **102, 104**
 BEZEL - controller **52**
 BLOCK - coil **16, 18**
 BLOCK - grounding **50, 96**
 BOARD - terminal **84**
 BOOT - switch **48**
 BOX - battery charger **84**
 BOX - control **44, 46, 48**
 BOX - junction **30**
 BOX - recorder **68, 74**
 BOX - Transfresh **86, 88, 90**
 BRACKET - air vent handle **102**
 BRACKET - battery **84**
 BRACKET - battery charger **84**
 BRACKET - cable **92**
 BRACKET - cable restraint **44, 46, 92**
 BRACKET - emergency bypass **50, 96**
 BRACKET - frame **106, 110**
 BRACKET - gauge **36**
 BRACKET - handle **102**
 BRACKET - heater **44, 46**
 BRACKET - hose **124**
 BRACKET - latch **68, 74**
 BRACKET - lead **80**
 BRACKET - left **16, 18**
 BRACKET - motor **14, 16, 18**
 BRACKET - motor mount **14**
 BRACKET - power module **50, 96**
 BRACKET - right **16, 18**
 BRACKET - sensor **116**
 BRACKET - sight glass **20**
 BRACKET - tube **38, 40**
 BRACKET - valve **24**
 BREAKER - circuit **50, 96**
 BUSHING - plug **92**

C

CABLE - compressor **30**
 CABLE - compressor power **28, 44, 46**
 CABLE - power **44, 46, 92**
 CABLE - Transfresh **88, 90**
 CAP - adapter **28, 30**

CAP - charge port **38**
 CAP - connector **64**
 CAP - discharge valve **28, 30**
 CAP - dust **48, 64, 82, 118, 122**
 CAP - dust cover **38, 40**
 CAP - fitting **30**
 CAP - probe **80**
 CAP - retainer **114, 116**
 CAP - screw **18**
 CAP - suction valve **28**
 CAP - tank **100**
 CAP - tube **16**
 CAP - valve **38**
 CHAIN - cap **48, 118, 122**
 CHANNEL - air **118, 122**
 CHANNEL - fresh air **118, 122**
 CHANNEL - Z **118, 122**
 CHARGER - battery **84**
 CHART **72, 76, 78**
 CLAMP **56, 64**
 CLAMP - cable **56, 64**
 CLAMP - dehydrator **20, 24**
 CLAMP - harness **48, 52**
 CLAMP - hook **108, 112**
 CLAMP - hose **124**
 CLAMP - sensor **42, 116**
 CLAMP - tube **38, 40**
 COIL **20, 26, 42, 44, 46**
 COIL - condenser **12, 20, 24**
 COIL - dehumidifier **46**
 COIL - evaporator **16, 18, 22, 26**
 COIL - KVQ **44, 46**
 COIL - liquid line valve **22, 44**
 COIL - only **24**
 COIL - valve **26**
 COLLAR **28**
 COMPRESSOR **20, 24, 28, 30, 44, 46**
 COMPRESSOR - humidity **100**
 CONNECTOR **56, 60, 62, 94**
 CONNECTOR - grip **92**
 CONNECTOR - harness **14, 48, 56, 84**
 CONNECTOR - harness grip **84**
 CONNECTOR - harness & sensor **16, 18**
 CONNECTOR - plug **50, 56, 64, 66, 98**
 CONNECTOR - probe holder **44**
 CONNECTOR - receptacle **50, 56, 64, 66, 96, 98, 118, 122**
 CONNECTOR - sensor **114**
 CONNECTOR - T-hose **100, 124**
 CONNECTOR - tower **58**
 CONTACTOR **50, 96**
 CONTROLLER - mP-D **52**
 COUPLING **28**
 COUPLING - outlet **38, 40**
 COUPLING - pressure switch **38**
 COUPLING - switch **30**
 COVER **108, 112**
 COVER - box **84**

COVER - control box **48**
 COVER - recorder **68, 74**
 COVER - strain relief **66**
 COVER - tube **16**

D

DEHYDRATOR **20, 24**
 DISK - air vent **102, 104**
 DOOR - assembly **86**
 DOOR - control box **52**
 DOOR - evaporator **106, 110**
 DOOR - heater section **106, 110**
 DRAIN COCK **100**
 DRIVE - chart **72**

E

ELBOW **22, 30**
 ELBOW - hose **100**
 ELEMENT **78**
 ELEMENT - thermo **72**
 EXTRUSION **10**

F

FAN - condenser **10, 12**
 FAN - evaporator **14, 16, 18**
 FILTER **20, 100**
 FITTING - barb **100**
 FITTING - charge port **38**
 FITTING - harness **28, 30**
 FITTING - service **28, 30**
 FITTING - valve **38**
 FLANGE - suction **30**
 FLATWASHER **10, 12, 14, 16, 18, 24, 28, 30, 36, 38, 40, 44, 46, 48, 50, 52, 54, 68, 74, 76, 82, 84, 92, 94, 96, 100, 102, 104, 106, 108, 110, 112, 116, 118, 122**
 FRAME - condenser **106, 108, 110**
 FUSE **54**

G

GASKET **10, 12, 20, 24, 32, 40, 80, 104, 116**
 GASKET - adapter/suction **28, 30**
 GASKET - air vent **102, 104**
 GASKET - coil **24**
 GASKET - cover **68, 74**
 GASKET - cylinder head **28, 30**
 GASKET - discharge **30**
 GASKET - door **52, 108, 112**
 GASKET - evaporator door **108, 110**
 GASKET - gauge **36**
 GASKET - indicator **38**
 GASKET - KVQ **44**
 GASKET - retainer **114**
 GASKET - rub strip **86**
 GASKET - sight glass **28, 30**

INDEX ALPHABETICAL BY DESCRIPTION

GASKET - socket **82**
 GASKET - suction **28**
 GASKET - switch **38**
 GASKET - unit **108, 112, 118, 122**
 GASKET - valve **28, 30**
 GASKET - valve plate **28, 30**
 GAUGE - compound **34**
 GAUGE - suction pressure **36**
 GRILLE - condenser **106, 110**
 GRILLE - evaporator **86, 88, 90, 118, 122**
 GRIP - cable **10, 12**
 GROMMET **10, 12, 14, 16, 18, 68, 74, 112, 116**
 GROMMET - connector **48**
 GUIDE - latch **68, 74**

H

HANDLE - air vent **102**
 HANGER - dehydrator **24**
 HARNESS **32, 86**
 HARNESS - adapter **118, 122**
 HARNESS - battery charger **84**
 HARNESS - condenser fan **10, 12, 44, 46**
 HARNESS - contactor **50, 96**
 HARNESS - control box **46**
 HARNESS - evap fan **16, 18**
 HARNESS - evaporator **44**
 HARNESS - evaporator fan **46**
 HARNESS - fan **16**
 HARNESS - fan motor **14**
 HARNESS - fan & heater **16**
 HARNESS - heater **46**
 HARNESS - humidity compressor **100**
 HARNESS - KVQ **46**
 HARNESS - KVQ valve **44**
 HARNESS - main **44, 48, 56**
 HARNESS - mP-D adapter **48**
 HARNESS - output module **50, 96, 98**
 HARNESS - power module **50**
 HARNESS - redundant sensor **116**
 HARNESS - remote monitor **82**
 HARNESS - RMM modem **94**
 HARNESS - sensor **42, 48, 56**
 HARNESS - switch **48**
 HARNESS - tank heater **100**
 HEAT EXCHANGER **20, 24**
 HEATER **44, 46**
 HINGE **106, 110**
 HINGE - air vent **102**
 HINGE - cover to box **52**
 HINGE - evap door **106**
 HINGE - left **70, 74, 76**
 HINGE - right **68, 74**
 HINGE SET - left **68, 74**
 HINGE SET - right **68, 76**
 HOOK - strap **108, 112**
 HOSE - drain **100**

HOSE - flex **124**
 HOSE - supply & over flow **100**
 HOUSING - evaporator **16**
 HOUSING - relief valve **108, 112**

I

INDICATOR **40**
 INDICATOR - liquid **38**
 INDICATOR - volt **78**
 INLET - fresh air **118, 122**
 INSERT - threaded **14**
 INSULATOR **92**
 INSULATOR - latch **106, 110**
 INTERLOCK **50, 96**

K

KEEPER - door latch **106, 110**
 KEY - fan **14**
 KEY - winding **72**
 KIT - crimper **62**
 KIT - reed suction **28, 30**
 KIT - repair **20**
 KIT - sensor **44, 46**
 KIT - sleeve & eyelet **100**
 KIT - spacer **30**
 KIT - stylus **72**
 KIT - valve plate **28, 30**
 KNOB **106, 110**
 KVQ - actuator **20, 24**

L

LABEL - compressor oil **28, 30**
 LABEL - dehydrator **20, 24**
 LATCH - cover **48, 68, 74**
 LATCH - door **52, 106, 110**
 LEAD - thermistor **80**
 LOCK - secondary **58**
 LOCKNUT **10, 12, 14**
 LOCKRING **56, 64**
 LOCKWASHER **10, 12, 14, 16, 18, 28, 30, 38, 40, 44, 46, 48, 50, 52, 54, 68, 74, 76, 82, 84, 92, 94, 96, 102, 104**

M

MECHANISM **72**
 MODEM - RMM **94**
 MODULE - current sense **50, 96**
 MODULE - mP-D output **50, 96**
 MODULE - power **50, 54, 96**
 MOTOR - condenser fan **10, 12, 44, 46**
 MOTOR - evaporator fan **14, 44, 46**
 MOTOR - fan **16, 18**
 MOUNT - cable **48**
 MOUNT - cable tie **50, 96, 124**

N

NAMEPLATE **84**

NAMEPLATE - Air Vent **126**
 NAMEPLATE - Air Vent Handle **126**
 NAMEPLATE - air ventilation **104**
 NAMEPLATE - arrow **14, 16, 18**
 NAMEPLATE - Caution **98**
 NAMEPLATE - Caution Compressor **126**
 NAMEPLATE - Compressor Hot **128**
 NAMEPLATE - Consult **126**
 NAMEPLATE - Control Box Layout **126**
 NAMEPLATE - control box layout **48**
 NAMEPLATE - controller setup **48**
 NAMEPLATE - Datalogger **126, 128**
 NAMEPLATE - Do Not Open Below 0 C **102**
 NAMEPLATE - emergency bypass **50, 96**
 NAMEPLATE - fuses **54, 96**
 NAMEPLATE - Ingersoll Rand **126**
 NAMEPLATE - on/off **48**
 NAMEPLATE - Operating Instructions **52, 126, 128**
 NAMEPLATE - Refrigerant R134a **126**
 NAMEPLATE - schematic **48, 56**
 NAMEPLATE - Simpson lead **128**
 NAMEPLATE - Smart Reefer **126**
 NAMEPLATE - Temperature Conversion **126**
 NAMEPLATE - Thermo King **126**
 NAMEPLATE - TK **108, 112, 126**
 NAMEPLATE - Transfresh Data A3 **126**
 NAMEPLATE - Transfresh Scrubber A5 **126**
 NAMEPLATE - USDA Connections **118, 122, 126**
 NAMEPLATE - USDA Sensors **126**
 NAMEPLATE - Warning, Fan **128**
 NAMEPLATE - Warning, Fan Start **126**
 NAMEPLATE - Warning, Hot Components **126**
 NIPPLE **100**
 NIPPLE - compressor to nozzle **100**
 NOZZLE - liquid spray **100**
 NUT **10, 12, 14, 16, 18, 28, 30, 38, 44, 46, 48, 50, 52, 68, 74, 82, 84, 92, 96, 102, 104, 106, 110, 116, 118, 122**
 NUT - board **84**
 NUT - bracket **84**
 NUT - captive **12, 84, 108, 112**
 NUT - chart **78**
 NUT - compressor **100**
 NUT - connector **56, 92**
 NUT - hose **100**
 NUT - o-ring **22**
 NUT - plate **38**
 NUT - shoulder **20, 24, 34**
 NUT - wing **102, 104**

INDEX ALPHABETICAL BY DESCRIPTION

NUT, CLIP & CORD **72**

O

OIL - compressor **28, 30**
 ORIFICE - condenser **108, 112**
 ORIFICE - condenser fan **10, 12**
 O-RING **34, 72**
 O-RING - valve **38**

P

PANEL - high voltage **50, 94, 96**
 PANEL - USDA receptacle **118, 122**
 PC BOARD - emergency bypass **50, 96**

PIN **62, 64**
 PIN - hinge **52, 102, 106, 110**
 PIN - sealing **62, 118, 122**
 PIN - terminal **60**
 PIPE - temperature **20**
 PLACARD - schematic **48, 56**
 PLACARD - wiring **48, 56**
 PLATE - air vent **102, 104**
 PLATE - box **68, 74**
 PLATE - cable **38**
 PLATE - cable storage **106, 110**
 PLATE - compressor **100**
 PLATE - gauge **34**
 PLATE - guard **34, 108, 112**
 PLATE - harness **56**
 PLATE - keeper **68, 74**
 PLATE - rear **118, 122**
 PLATE - recorder **78**
 PLATEN **72**
 PLUG **50, 60, 64, 66, 96, 98**
 PLUG - assembly **60**
 PLUG - cavity **58**
 PLUG - circular **64, 94**
 PLUG - fusible **20, 24, 40**
 PLUG - inlet **38**
 PLUG - outlet **40**
 PLUG - power **44, 46, 92**
 PLUG - reverse **64**
 PLUG - reverse amp **64**
 PLUG - thermo bus **56**
 POCKET - sensor **114**
 PORT - injection **108, 112**
 PORT - purge **108, 112**
 POST - binding **80**
 PROBE - high temperature **28**
 PROTECTOR - edge **102**

R

RAIL - din **50, 96**
 RECEPTACLE **60, 64, 66, 118, 122**
 RECEPTACLE - assembly **60**
 RECEPTACLE - current transformer **56**
 RECEPTACLE - power **92**
 RECEPTACLE - power module CN4

56

RECEPTACLE - power module CN6

56

RECEPTACLE - sensor harness **56**
 REDUCER **22**
 RELAY - mini **82**
 RETAINER - probe **114**
 RIVET - anchor **124**
 RIVET - box **86, 88, 90**
 RIVET - channel **118, 122**
 RIVET - grille **118, 122**
 RIVET - hinge **106**
 RIVET - housing **108, 112**
 RIVET - inlet **118, 122**
 RIVET - latch **68, 74, 106, 110**
 RIVET - monitor socket **82**
 RIVET - mount **50, 96**
 RIVET - panel **118, 122**
 RIVET - plate **56, 68, 74, 118, 122**
 RIVET - port **108, 112**
 RIVET - receptacle **118, 122**
 RIVET - shroud **16, 18**
 ROD - push **72**
 ROLLER - door latch **52**

S

SCREEN **100**
 SCREW **102, 104**
 SCREW - adapter **28, 30**
 SCREW - air vent **104**
 SCREW - box **48, 68, 74, 84**
 SCREW - bracket **14, 16, 18, 20, 24, 36, 38, 40, 44, 46, 50, 68, 74, 84, 92, 96, 106, 110, 116, 124**
 SCREW - cable **44, 46, 92**
 SCREW - channel **118, 122**
 SCREW - clamp **38, 40, 42, 108, 112, 116**
 SCREW - coil **12, 16, 18, 24**
 SCREW - collar **28**
 SCREW - compressor **28, 30**
 SCREW - control box **46**
 SCREW - controller **52**
 SCREW - cover **16, 84, 108, 112**
 SCREW - door **106, 110**
 SCREW - door latch **52**
 SCREW - flange **30**
 SCREW - gauge **36**
 SCREW - grille **106, 110**
 SCREW - ground **84**
 SCREW - guard **10**
 SCREW - guide **68, 74**
 SCREW - handle **102**
 SCREW - hinge **52, 68, 76, 106, 110**
 SCREW - keeper **106, 110**
 SCREW - latch **48, 52**
 SCREW - modem **94**
 SCREW - module **54, 96**

SCREW - motor **10, 12, 14, 16, 18**
 SCREW - mount **48**
 SCREW - orifice **12, 108, 112**
 SCREW - plate **38, 68, 74, 102, 106, 108, 110, 112, 118, 122**
 SCREW - rail **50, 96**
 SCREW - receptacle **92, 118, 122**
 SCREW - recorder **68, 74**
 SCREW - relay socket **82**
 SCREW - strap **108, 112**
 SCREW - tank **38, 40**
 SCREW - transformer **92**
 SCREW - valve **20, 24**
 SCREW - vent **102**
 SEAL **58, 60**
 SEALER - antiseize **48, 52**
 SEALER - polyurethane **118, 122**
 SENSOR - head temperature **28, 30, 44, 46**
 SENSOR - humidity **42, 44, 46, 100**
 SENSOR - redundant **116**
 SENSOR - temperature **44, 46**
 SENSOR - USDA **120, 122**
 SHOULDER **20, 22, 34**
 SHOULDER - seal **24**
 SHROUD **58**
 SHROUD - evaporator **18**
 SIGHT GLASS **20, 24**
 SIGHT GLASS - oil **28, 30**
 SOCKET **60, 64**
 SOCKET - monitor **82**
 SOCKET - relay **82**
 SPACER **52**
 SPACER - clamp **42**
 SPACER - contactor **50, 96**
 SPACER - latch **48, 52**
 SPACER - tank **100**
 SPRING **102, 106, 110**
 SPRING - heater **44, 46**
 STRAIN RELIEF - connector **56, 64, 66**
 STRAP - door **108, 112**
 STRIP - gasket **12, 50, 84, 96**
 STRIP - sealing **84**
 SWITCH **48**
 SWITCH - hpco **28, 30**
 SWITCH - water valve **38**

T

TAB - mounting **62**
 TANK - condenser **38, 40**
 TANK - humidity **100**
 TANK - receiver **20, 24**
 TAP - thermo bus **50, 96**
 TEE **20, 22, 24, 26**
 TERMINAL **14, 58**
 TERMINAL - male **58**
 TERMINAL - motor **14**
 TERMINAL - pin **44, 60, 64, 66**

INDEX ALPHABETICAL BY DESCRIPTION

TERMINAL - socket **60, 64, 66**
TERMINATOR **50, 96**
THERMOMETER **72**
THERMOMETER - 7 day **68**
THERMOMETER - recording **68, 74, 78**

TIMER **78**
TOOL - crimper **62**
TOOL - pin removal **58**
TOOL - terminal crimper **58**
TOOL - wedge remover **62**
TRANSFORMER **50, 86, 92, 96**
TRAY - high voltage **48**
TRIM - edge guard **16, 18**
TUBE **22, 26, 42**
TUBE - bottom **38, 40**
TUBE - condenser to indicator **20, 24**
TUBE - condenser to receiver **20, 24**
TUBE - discharge **20, 24**
TUBE - equalizer **22, 26**
TUBE - evaporator to exchanger **20, 24**
TUBE - exchanger to KVQ **20, 24**
TUBE - filter to dehydrator **22**
TUBE - gauge **36**
TUBE - heat exchanger to dehydrator **20, 24**
TUBE - indicator to drier **20**
TUBE - KVQ to compressor **20, 24**
TUBE - receiver to condenser **20, 24**
TUBE - solenoid to KVQ **20, 24**
TUBE - tee to coil **22, 26**
TUBE - tee to valve **22, 26**
TUBE - top **38, 40**
TUBE - valve replacement **22, 26**
TUBE - valve to coil **22, 26**
TUBE - valve to dehydrator **24**
TUBE - valve to exchanger **20, 26**
TUBE - valve to tee **20, 22, 24, 26**

V

VALVE **40**
VALVE - angle **38**
VALVE - check **20, 24**
VALVE - discharge **28, 30**
VALVE - expansion **22, 26**
VALVE - KVQ **32**
VALVE - pressure relief **108, 112**
VALVE - relief **38**
VALVE - shutoff **20, 24**
VALVE - solenoid **20, 22, 24, 26, 42, 46**
VALVE - suction **28**
VENT - air **102**

W

WASHER **10, 12, 20, 24, 36, 38, 46, 48, 68, 74, 82, 84, 102, 104, 106, 108, 110, 112**
WASHER - dome **12, 108, 112**

WASHER - insulating **68, 74**
WASHER - insulator **102**
WASHER - sealing **84**
WASHER - special **84**
WEDGE **60**
WINDOW **68, 74**